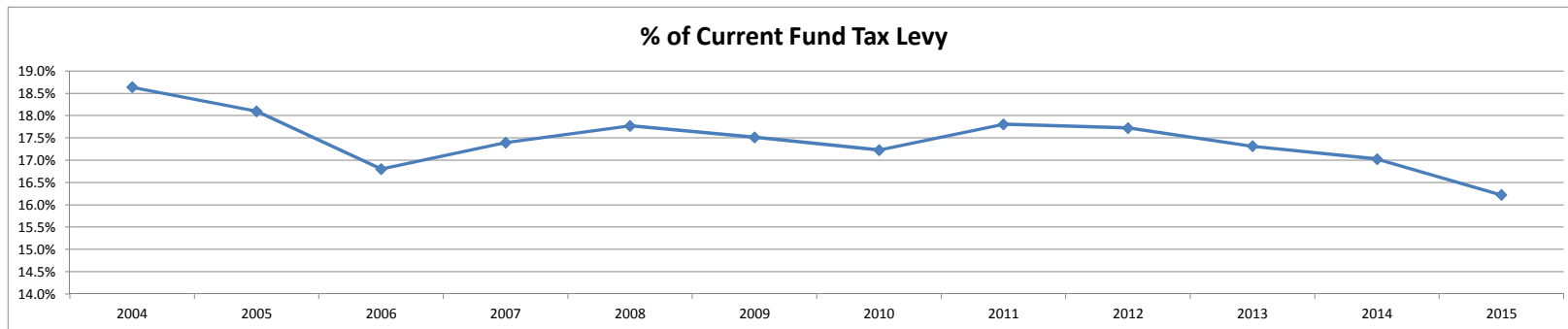
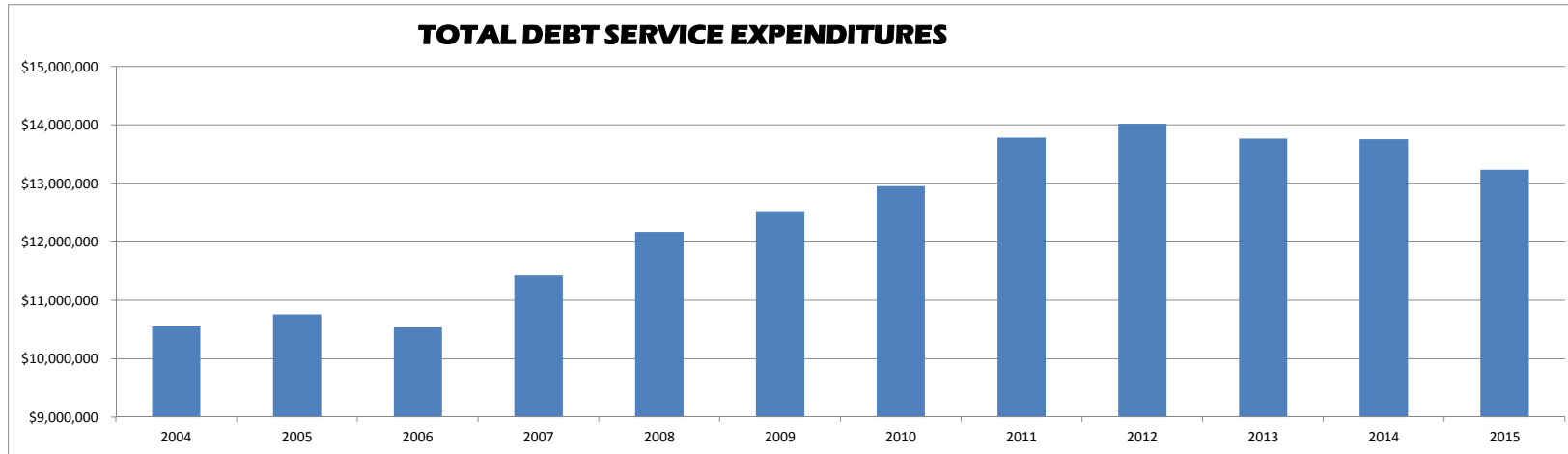
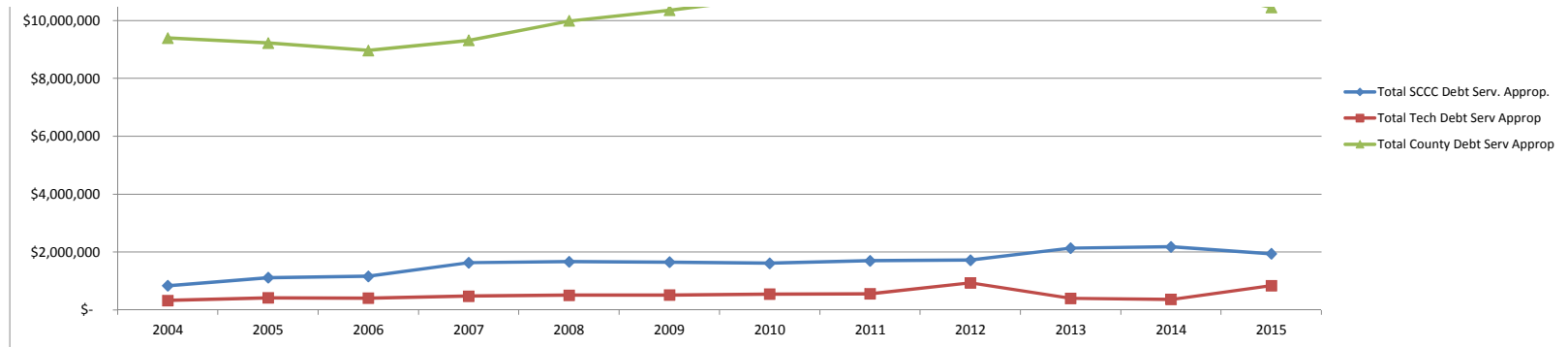


**DEBT SERVICE**  
**Total Debt Service\***

	2004	2005	2006	2007	2008	2009	2010	2011	2012	2013	2014	2015
Total SCCC Debt Serv. Approp.	\$ 836,378	\$ 1,117,376	\$ 1,161,630	\$ 1,635,965	\$ 1,669,221	\$ 1,652,698	\$ 1,610,808	\$ 1,696,930	\$ 1,718,064	\$ 2,141,356	\$ 2,184,309	\$ 1,938,528
Total Tech Debt Serv Approp	\$ 324,665	\$ 420,765	\$ 407,245	\$ 476,425	\$ 512,430	\$ 515,835	\$ 548,390	\$ 556,733	\$ 940,588	\$ 402,093	\$ 365,309	\$ 841,747
Total County Debt Serv Approp	\$ 9,393,506	\$ 9,221,580	\$ 8,967,705	\$ 9,315,021	\$ 9,990,924	\$ 10,356,095	\$ 10,797,208	\$ 11,530,336	\$ 11,365,807	\$ 11,227,343	\$ 11,208,040	\$ 10,454,227
<b>TOTAL DEBT SERVICE APPROP</b>	<b>\$ 10,554,549</b>	<b>\$ 10,759,721</b>	<b>\$ 10,536,580</b>	<b>\$ 11,427,411</b>	<b>\$ 12,172,575</b>	<b>\$ 12,524,628</b>	<b>\$ 12,956,406</b>	<b>\$ 13,783,999</b>	<b>\$ 14,024,459</b>	<b>\$ 13,770,792</b>	<b>\$ 13,757,658</b>	<b>\$ 13,234,502</b>
Total Current Fund Tax Levy	\$ 56,625,654	\$ 59,448,760	\$ 62,706,160	\$ 65,685,231	\$ 68,490,715	\$ 71,507,294	\$ 75,209,586	\$ 77,406,058	\$ 79,135,226	\$ 79,535,232	\$ 80,796,418	\$ 81,581,022
<b>% of Current Fund Tax Levy</b>	<b>18.6%</b>	<b>18.1%</b>	<b>16.8%</b>	<b>17.4%</b>	<b>17.8%</b>	<b>17.5%</b>	<b>17.2%</b>	<b>17.8%</b>	<b>17.7%</b>	<b>17.3%</b>	<b>17.0%</b>	<b>16.2%</b>





<b>2015 BUDGET APPROPRIATION:</b>	
2015 Budget Appropriation	<b>\$ 13,234,502</b>
2014 Budget Appropriation	\$ 13,757,658
\$ Change	\$ (523,156)
% Change:	-3.8%

2015 Budget Appropriation	\$ 13,234,502
2004 Budget Appropriation	\$ 10,554,549
\$ Change	\$ 2,679,953
% Change	25.4%
Projected % of 2015 Tax Levy	16.4%

\*Does not include portion of SCCC Chapter 12 debt paid by State of NJ