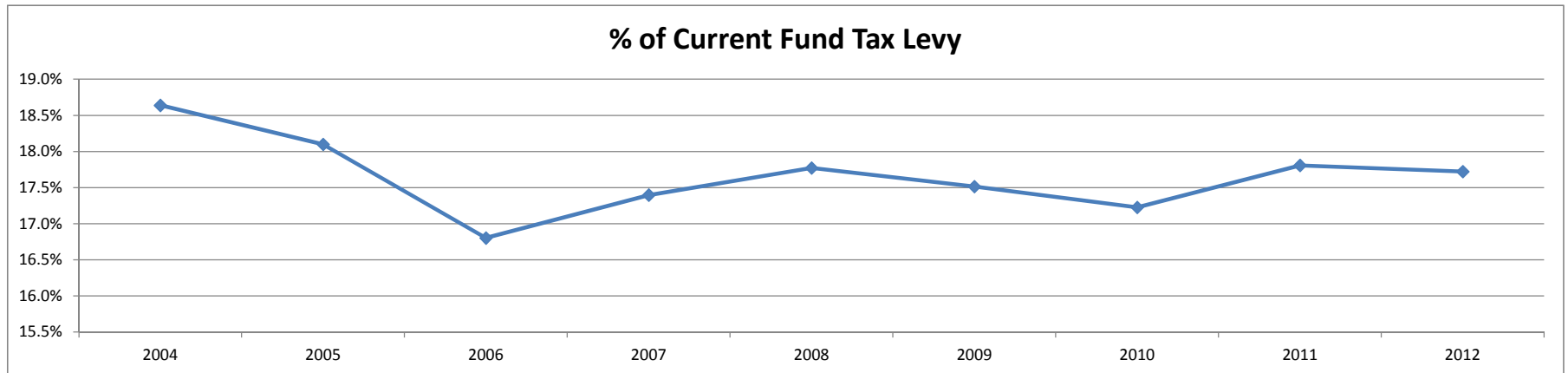
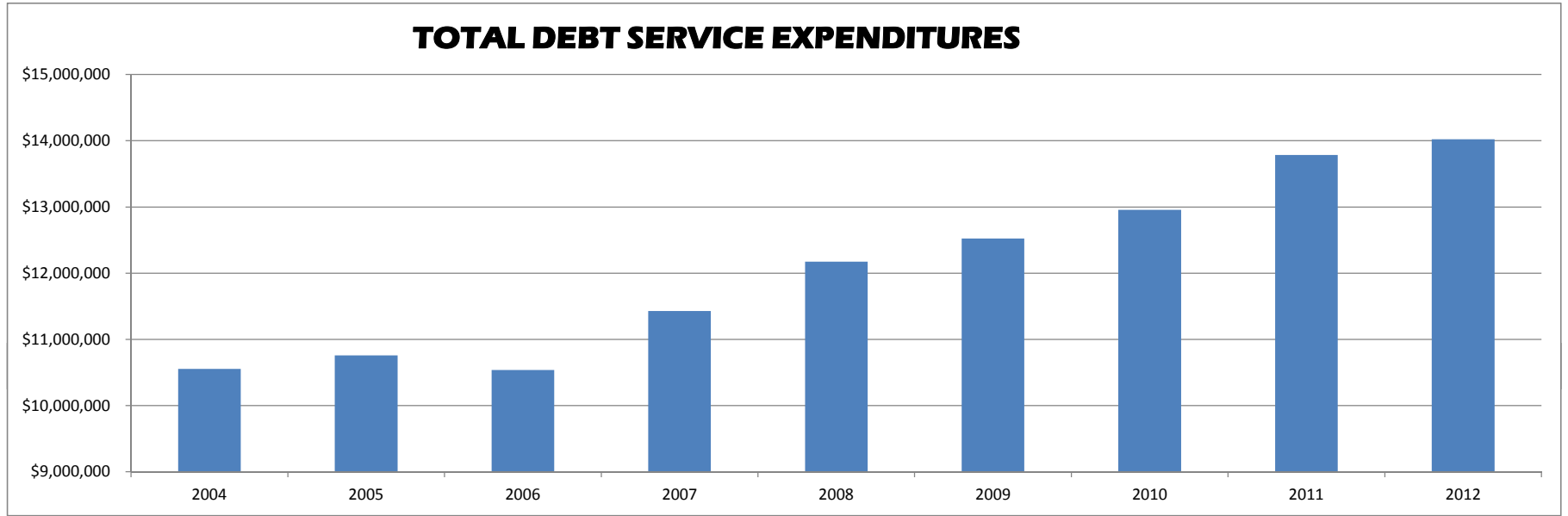
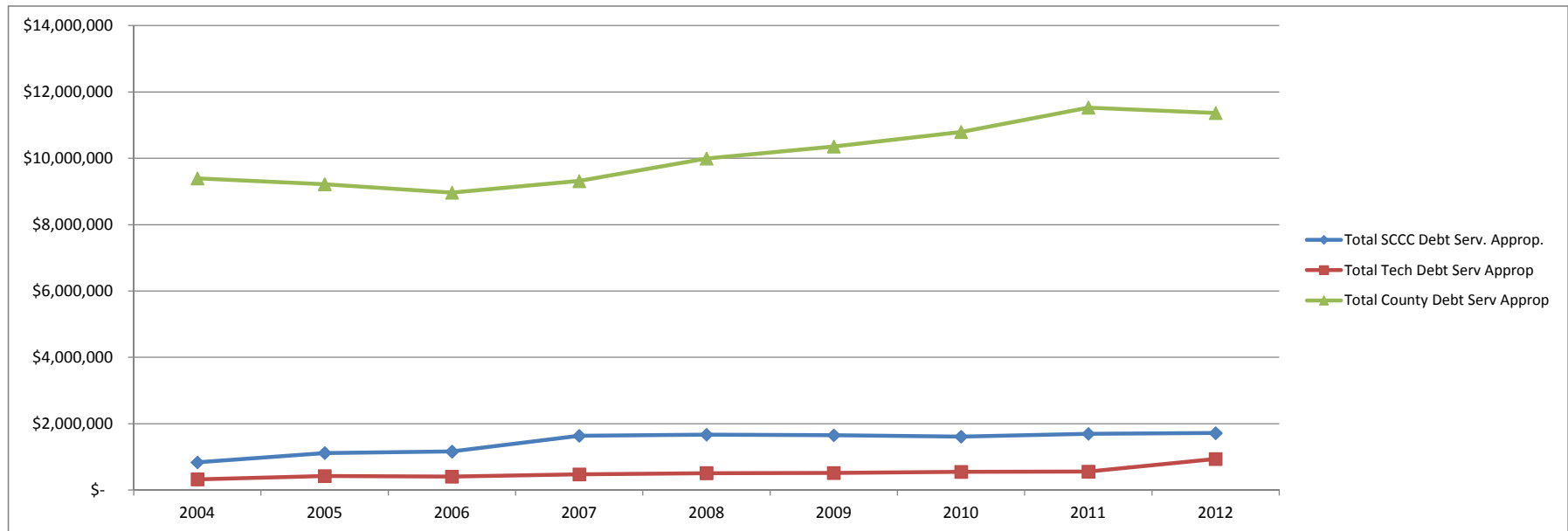


**DEBT SERVICE**  
**Total Debt Service\***

	2004	2005	2006	2007	2008	2009	2010	2011	2012
Total SCCC Debt Serv. Approp.	\$ 836,378	\$ 1,117,376	\$ 1,161,630	\$ 1,635,965	\$ 1,669,221	\$ 1,652,698	\$ 1,610,808	\$ 1,696,930	\$ 1,718,064
Total Tech Debt Serv Approp	\$ 324,665	\$ 420,765	\$ 407,245	\$ 476,425	\$ 512,430	\$ 515,835	\$ 548,390	\$ 556,733	\$ 940,588
Total County Debt Serv Approp	\$ 9,393,506	\$ 9,221,580	\$ 8,967,705	\$ 9,315,021	\$ 9,990,924	\$ 10,356,095	\$ 10,797,208	\$ 11,530,336	\$ 11,365,807
<b>TOTAL DEBT SERVICE APPROP</b>	<b>\$ 10,554,549</b>	<b>\$ 10,759,721</b>	<b>\$ 10,536,580</b>	<b>\$ 11,427,411</b>	<b>\$ 12,172,575</b>	<b>\$ 12,524,628</b>	<b>\$ 12,956,406</b>	<b>\$ 13,783,999</b>	<b>\$ 14,024,459</b>
Total Current Fund Tax Levy	\$ 56,625,654	\$ 59,448,760	\$ 62,706,160	\$ 65,685,231	\$ 68,490,715	\$ 71,507,294	\$ 75,209,586	\$ 77,406,058	\$ 79,135,226
<b>% of Current Fund Tax Levy</b>	<b>18.6%</b>	<b>18.1%</b>	<b>16.8%</b>	<b>17.4%</b>	<b>17.8%</b>	<b>17.5%</b>	<b>17.2%</b>	<b>17.8%</b>	<b>17.7%</b>





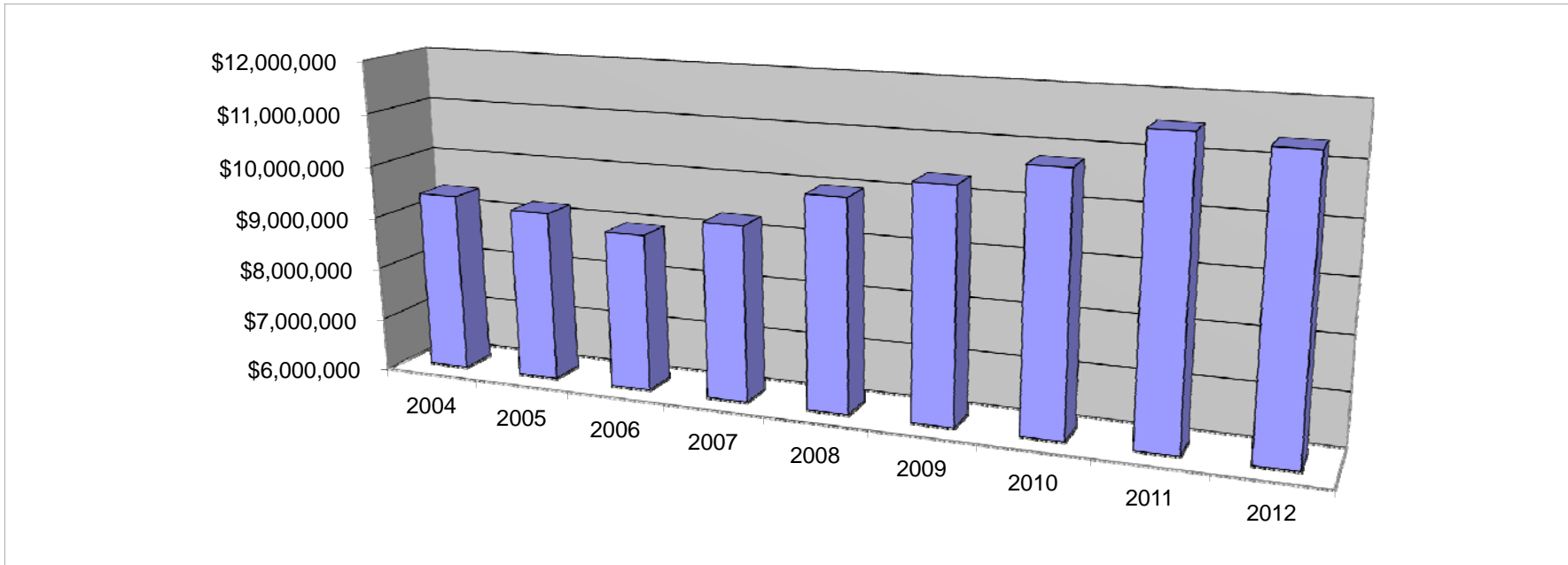
<b>2013 BUDGET APPROPRIATION:</b>		<b>\$ 13,770,792</b>
2012 Budget Appropriation		\$ 14,024,459
\$ Change		\$ (253,667)
% Change:		-1.8%

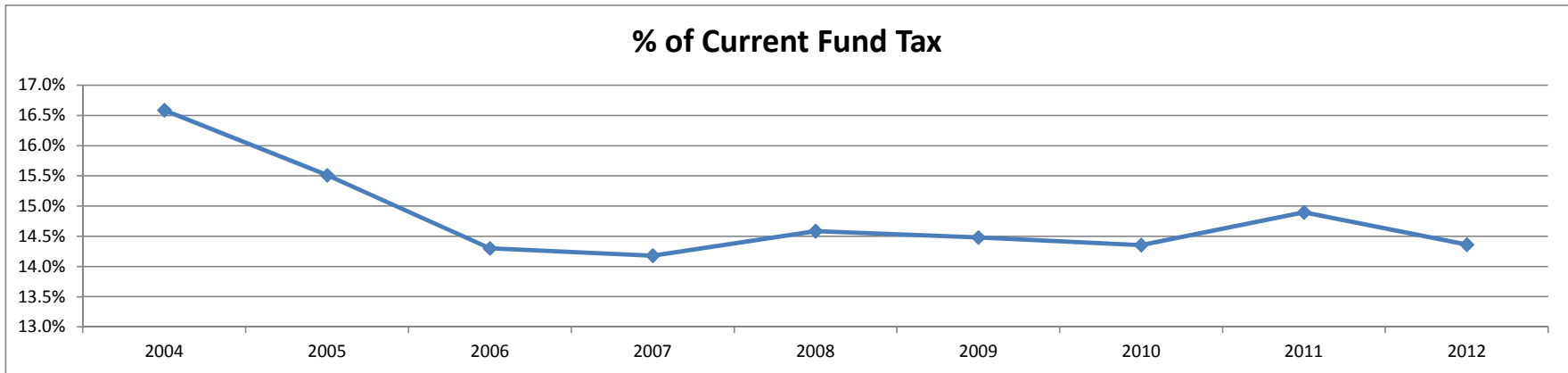
2013 Budget Appropriation	\$ 13,770,792
2004 Budget Appropriation	\$ 10,554,549
\$ Change	\$ 3,216,243
% Change	30.5%
Projected % of 2013 Tax Levy	17.0%

\*Does not include portion of SCCC Chapter 12 debt paid by State of NJ

***DEBT SERVICE***  
***County Debt Service***

	2004	2005	2006	2007	2008	2009	2010	2011	2012
Principal	\$ 6,865,000	\$ 6,710,000	\$ 6,350,000	\$ 6,605,000	\$ 7,505,000	\$ 8,075,000	\$ 8,578,000	\$ 9,565,000	\$ 9,035,000
Interest	\$ 2,246,254	\$ 2,504,270	\$ 2,227,588	\$ 2,612,915	\$ 2,478,920	\$ 2,186,593	\$ 1,899,348	\$ 1,965,336	\$ 1,571,807
BAN Interest	\$ 274,840	\$ -	\$ 382,909	\$ 90,000	\$ -	\$ 87,600	\$ 319,860		\$ 759,000
EDA Loan Principal	\$ 6,800	\$ 6,800	\$ 6,800	\$ 6,800	\$ 6,800	\$ 6,800	\$ -		\$ -
EDA Loan Interest	\$ 612	\$ 510	\$ 408	\$ 306	\$ 204	\$ 102	\$ -		\$ -
Total County Debt Serv Approp	\$ 9,393,506	\$ 9,221,580	\$ 8,967,705	\$ 9,315,021	\$ 9,990,924	\$ 10,356,095	\$ 10,797,208	\$ 11,530,336	\$ 11,365,807
Total Current Fund Tax	\$ 56,625,654	\$ 59,448,760	\$ 62,706,160	\$ 65,685,231	\$ 68,490,715	\$ 71,507,294	\$ 75,209,586	\$ 77,406,058	\$ 79,135,226
% of Current Fund Tax	16.6%	15.5%	14.3%	14.2%	14.6%	14.5%	14.4%	14.9%	14.4%





<b>2013 BUDGET APPROPRIATION:</b>	<b>\$ 11,724,381</b>
2012 Budget Appropriation	\$ 11,365,807
\$ Change	\$ 358,574
% Change:	3.2%

2013 Budget Appropriation	\$ 11,724,381
2004 Budget Appropriation	\$ 9,393,506
\$ Change	\$ 2,330,875
% Change	24.8%
Projected % of 2013 Tax Levy	14.5%