


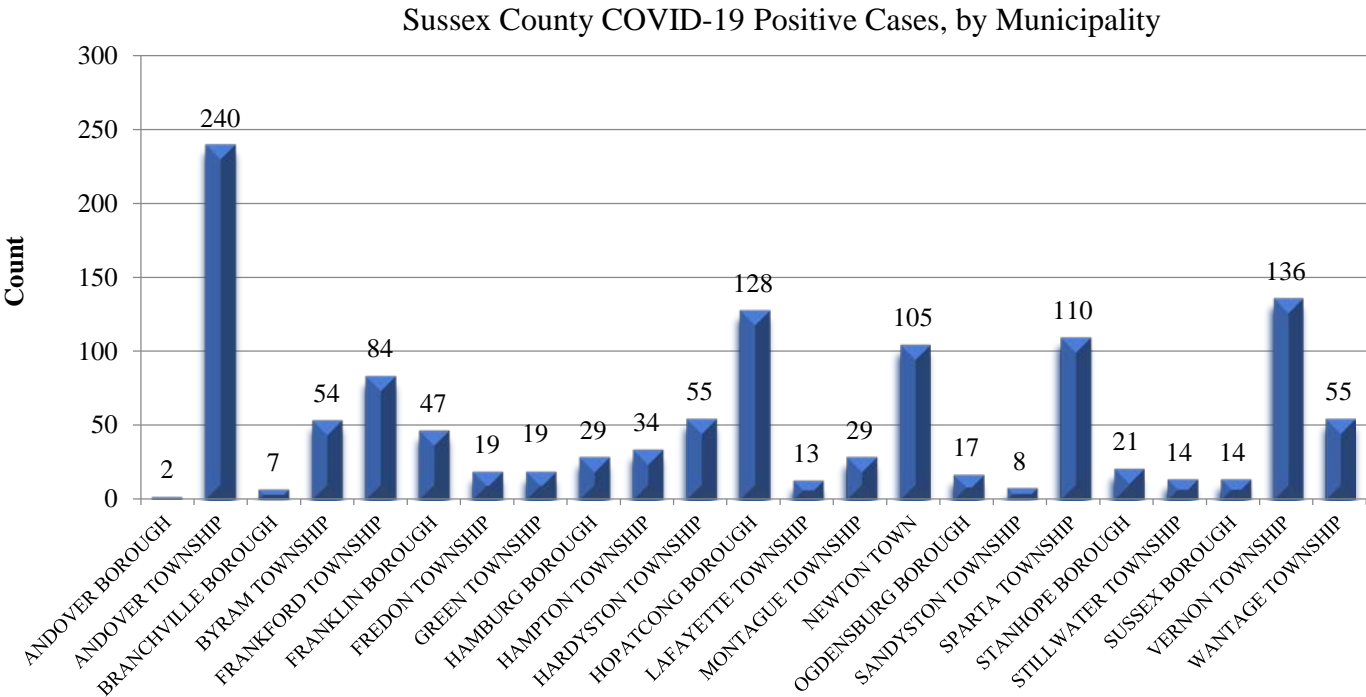
# Sussex County COVID-19 Weekly Report

## 01/01/2020 – 07/01/2020

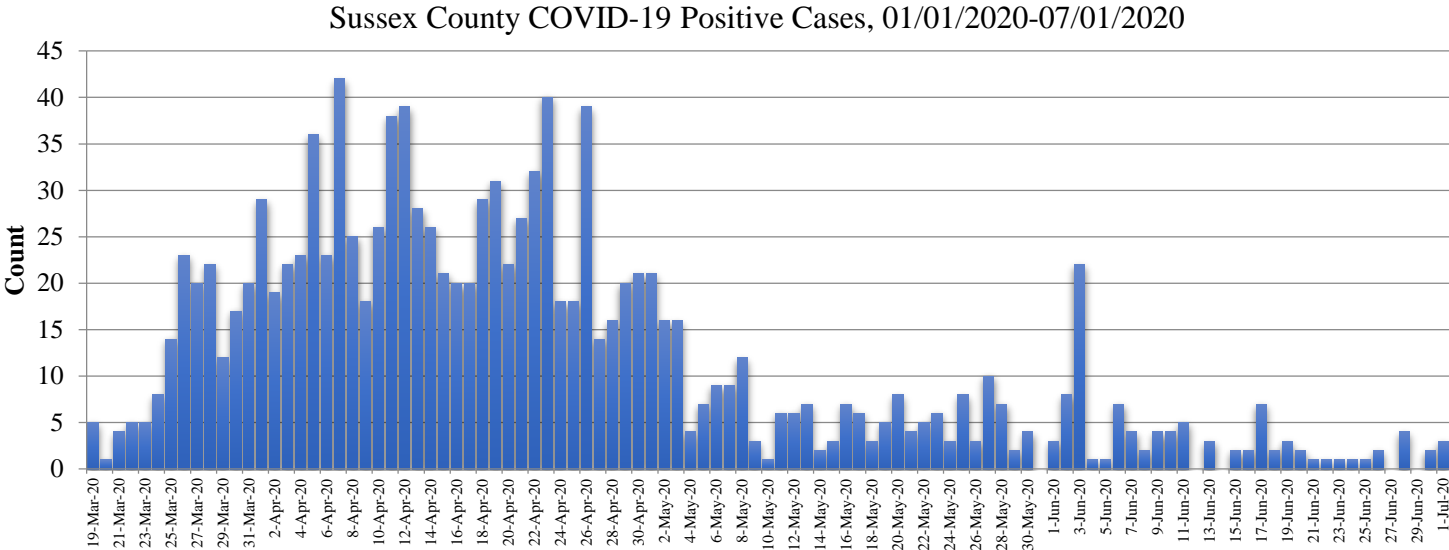
**Table 1: Sussex County Total COVID-19 Cases by Municipality**

| Communicable Disease Reporting and Surveillance System |  | CDRSS STATISTICS REPORT       |  | 07/02/2020  |
|--|--|-------------------------------|--|---|
|  |  | DATE FOR REPORT               |  |  |
|  |  | FROM 01/01/2020 TO 07/01/2020 |  |   |
| GROUP BY: TOTAL CASES BY MUNICIPALITY                  |  |                               |  |   |
|  |  |                               |  | COUNT   |
| MUNICIPALITY: ANDOVER BOROUGH                          |  |                               |  | 2   |
| MUNICIPALITY: ANDOVER TOWNSHIP                         |  |                               |  | 240   |
| MUNICIPALITY: BRANCHVILLE BOROUGH                      |  |                               |  | 7   |
| MUNICIPALITY: BYRAM TOWNSHIP                           |  |                               |  | 54  |
| MUNICIPALITY: FRANKFORD TOWNSHIP                       |  |                               |  | 84  |
| MUNICIPALITY: FRANKLIN BOROUGH                         |  |                               |  | 47  |
| MUNICIPALITY: FREDON TOWNSHIP                          |  |                               |  | 19  |
| MUNICIPALITY: GREEN TOWNSHIP                           |  |                               |  | 19  |
| MUNICIPALITY: HAMBURG BOROUGH                          |  |                               |  | 29  |
| MUNICIPALITY: HAMPTON TOWNSHIP                         |  |                               |  | 34  |
| MUNICIPALITY: HARDYSTON TOWNSHIP                       |  |                               |  | 55  |
| MUNICIPALITY: HOPATCONG BOROUGH                        |  |                               |  | 128   |
| MUNICIPALITY: LAFAYETTE TOWNSHIP                       |  |                               |  | 13  |
| MUNICIPALITY: MONTAGUE TOWNSHIP                        |  |                               |  | 29  |
| MUNICIPALITY: NEWTON TOWN                              |  |                               |  | 105   |
| MUNICIPALITY: OGDENSBURG BOROUGH                       |  |                               |  | 17  |
| MUNICIPALITY: SANDYSTON TOWNSHIP                       |  |                               |  | 8   |
| MUNICIPALITY: SPARTA TOWNSHIP                          |  |                               |  | 110   |
| MUNICIPALITY: STANHOPE BOROUGH                         |  |                               |  | 21  |
| MUNICIPALITY: STILLWATER TOWNSHIP                      |  |                               |  | 14  |
| MUNICIPALITY: SUSSEX BOROUGH                           |  |                               |  | 14  |
| MUNICIPALITY: VERNON TOWNSHIP                          |  |                               |  | 136   |
| MUNICIPALITY: WANTAGE TOWNSHIP                         |  |                               |  | 55  |
| <b>TOTAL CASES</b>                                     |  |                               |  | <b>1,240</b>  |

**Figure 1: Sussex County Total COVID-19 Cases by Municipality**



**Figure 2: Sussex County Positive COVID-19 Cases by Reported Date**

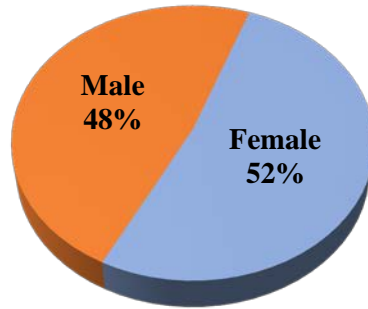


**Table 2:** Sussex County Positive COVID-19 Cases by Gender

| Gender | Count | Percentage |
|--------|-------|------------|
| Female | 640   | 52%        |
| Male   | 600   | 48%        |

**Figure 3:** Sussex County Positive COVID-19 Cases by Gender

Sussex County Total Positive COVID-19 Cases by Gender

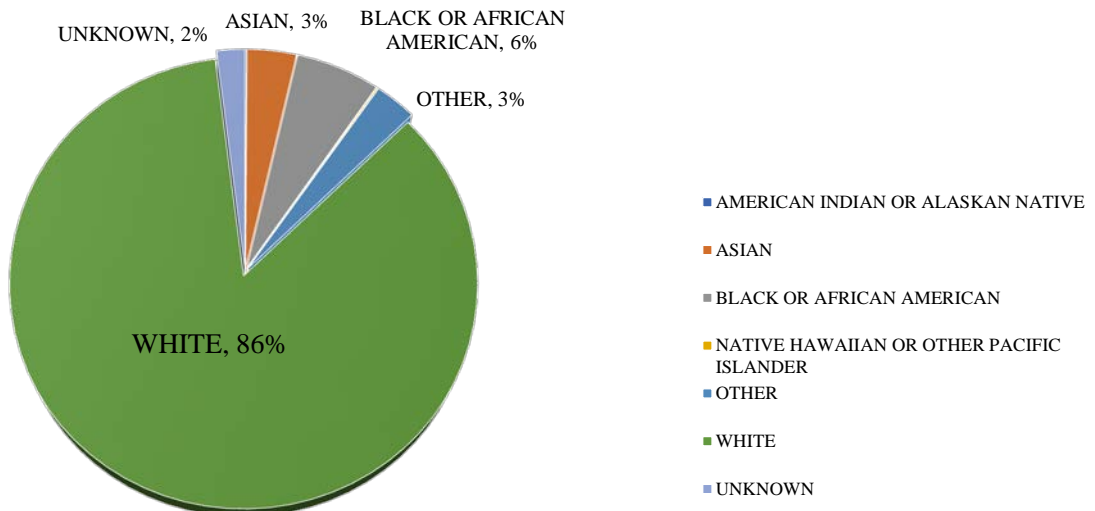


**Table 3:** Sussex County Positive COVID-19 Cases by Race

| Race                                      | Count | Percentage |
|---|-------|------------|
| AMERICAN INDIAN OR ALASKAN NATIVE         | 2     | 0.1%       |
| ASIAN                                     | 40    | 3%         |
| BLACK OR AFRICAN AMERICAN                 | 74    | 6%         |
| NATIVE HAWAIIAN OR OTHER PACIFIC ISLANDER | 3     | 0.3%       |
| WHITE                                     | 1,061 | 86%        |
| OTHER                                     | 36    | 3%         |
| UNKNOWN                                   | 24    | 2%         |

**Figure 4:** Sussex County Positive COVID-19 Cases by Race

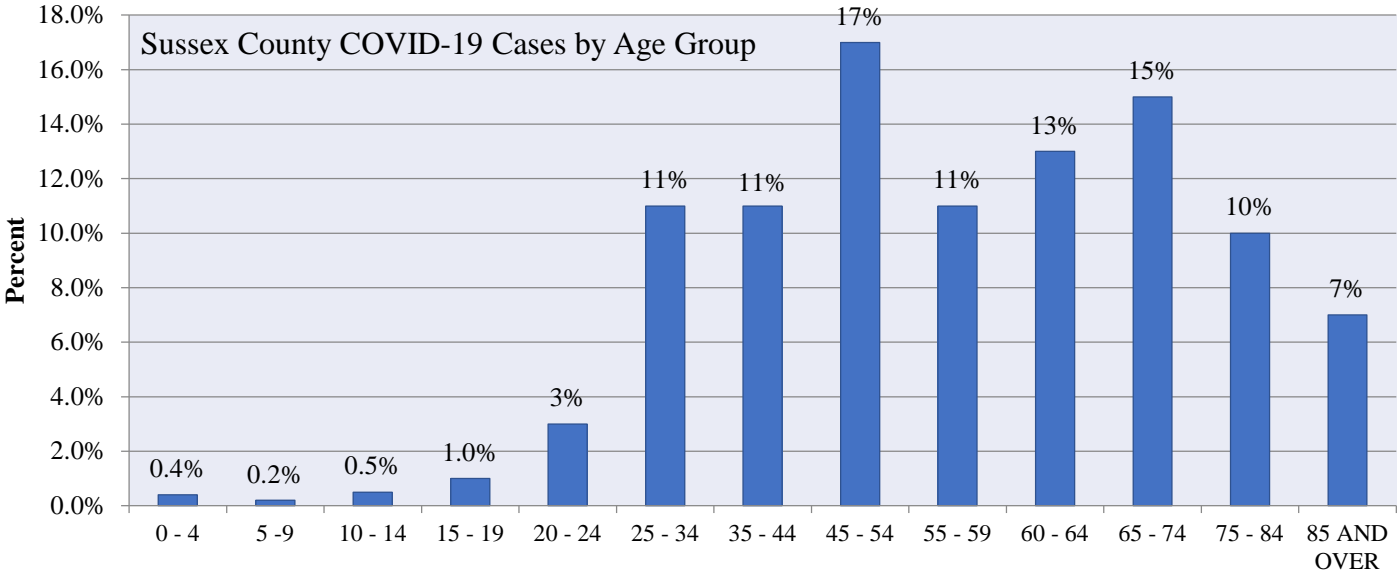
Sussex County Total Positive COVID-19 Cases by Race




**Table 4:** Sussex County Positive COVID-19 Cases by Age

| Minimum Age | Average Age | Maximum Age |
|-------------|-------------|-------------|
| 3 Months    | 55Y 9M      | 105 Y       |

**Figure 5:** Sussex County Positive COVID-19 Cases by Age Group



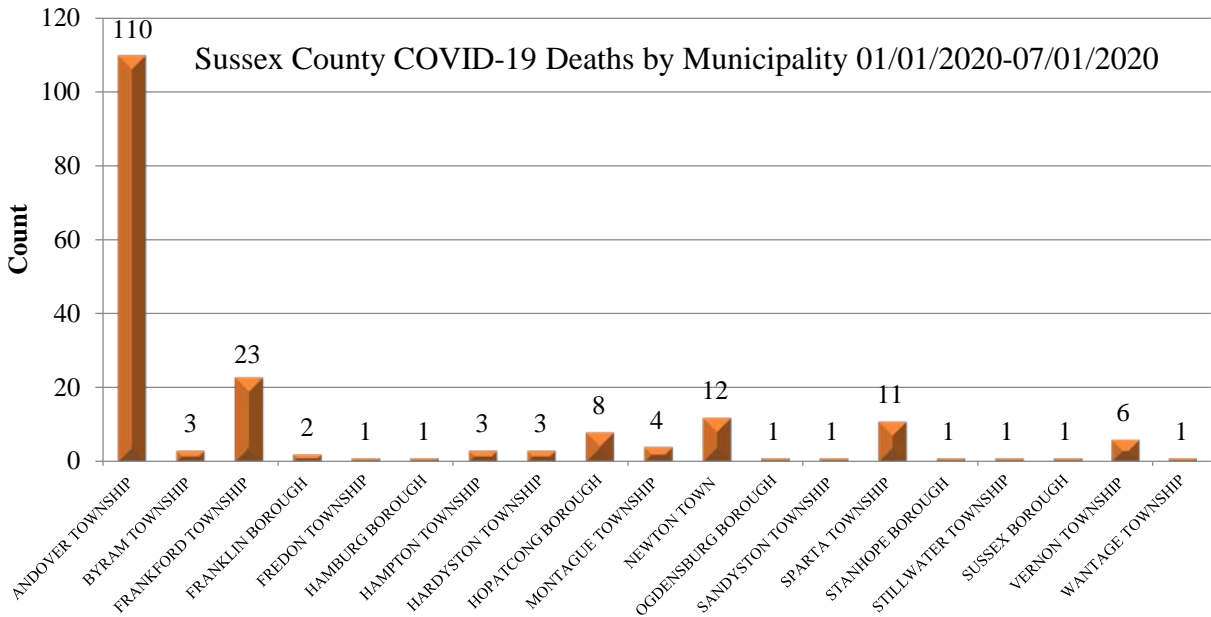
**Table 5: Sussex County COVID-19 Deaths by Municipality, 01/01/2020 - 07/01/2020**

| Communicable Disease Reporting and Surveillance System |  | CDRSS STATISTICS REPORT          |  | 07/02/2020  |
|--|--|----------------------------------|--|---|
|  |  | DATE FOR REPORT                  |  |  |
|  |  | FROM 01/01/2020 TO 07/01/2020    |  |   |
|  |  | GROUP BY: DEATHS BY MUNICIPALITY |  |   |
|  |  |                                  |  | COUNT   |
| MUNICIPALITY: ANDOVER TOWNSHIP                         |  |                                  |  | 110   |
| MUNICIPALITY: BYRAM TOWNSHIP                           |  |                                  |  | 3   |
| MUNICIPALITY: FRANKFORD TOWNSHIP                       |  |                                  |  | 23  |
| MUNICIPALITY: FRANKLIN BOROUGH                         |  |                                  |  | 2   |
| MUNICIPALITY: FREDON TOWNSHIP                          |  |                                  |  | 1   |
| MUNICIPALITY: HAMBURG BOROUGH                          |  |                                  |  | 1   |
| MUNICIPALITY: HAMPTON TOWNSHIP                         |  |                                  |  | 3   |
| MUNICIPALITY: HARDYSTON TOWNSHIP                       |  |                                  |  | 3   |
| MUNICIPALITY: HOPATCONG BOROUGH                        |  |                                  |  | 8   |
| MUNICIPALITY: MONTAGUE TOWNSHIP                        |  |                                  |  | 4   |
| MUNICIPALITY: NEWTON TOWN                              |  |                                  |  | 12  |
| MUNICIPALITY: OGDENSBURG BOROUGH                       |  |                                  |  | 1   |
| MUNICIPALITY: SANDYSTON TOWNSHIP                       |  |                                  |  | 1   |
| MUNICIPALITY: SPARTA TOWNSHIP                          |  |                                  |  | 11  |
| MUNICIPALITY: STANHOPE BOROUGH                         |  |                                  |  | 1   |
| MUNICIPALITY: STILLWATER TOWNSHIP                      |  |                                  |  | 1   |
| MUNICIPALITY: SUSSEX BOROUGH                           |  |                                  |  | 1   |
| MUNICIPALITY: VERNON TOWNSHIP                          |  |                                  |  | 6   |
| MUNICIPALITY: WANTAGE TOWNSHIP                         |  |                                  |  | 1   |
| TOTAL FOR PAT DIED                                     |  |                                  |  | 193   |

**Table 6: Sussex County New Reported COVID-19 Related Deaths - 07/01/2020**

| Deceased | Age | Gender | Township | Date of Death | Case Status |
|----------|-----|--------|----------|---------------|-------------|
| 0        |     |        |          |               |             |

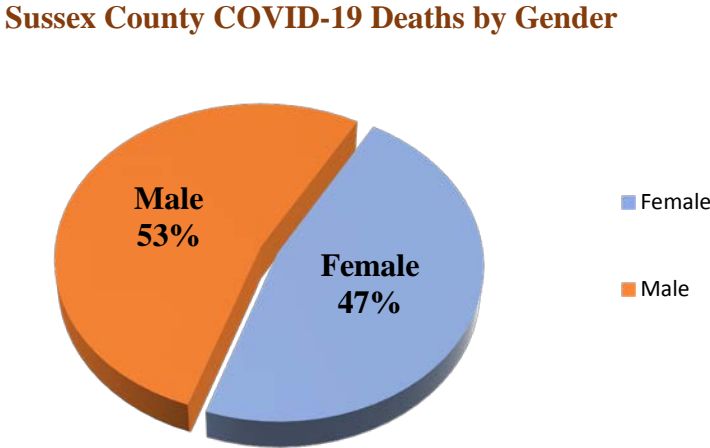
**Figure 6: Sussex County COVID-19 Deaths by Municipality**



**Table 7: Sussex County COVID-19 Deaths by Gender**

| Gender | Count | Percentage |
|--------|-------|------------|
| Female | 91    | 47%        |
| Male   | 102   | 53%        |

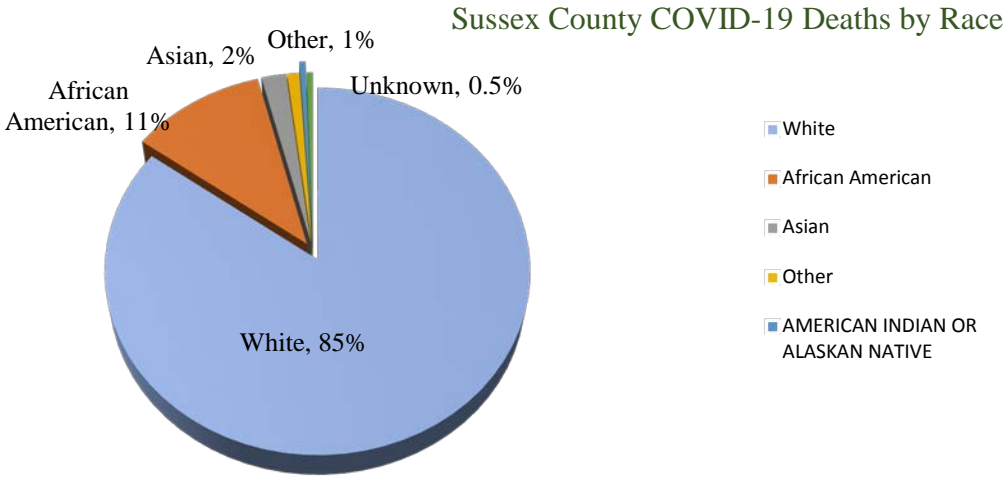
**Figure 7: Sussex County COVID-19 Deaths by Gender**



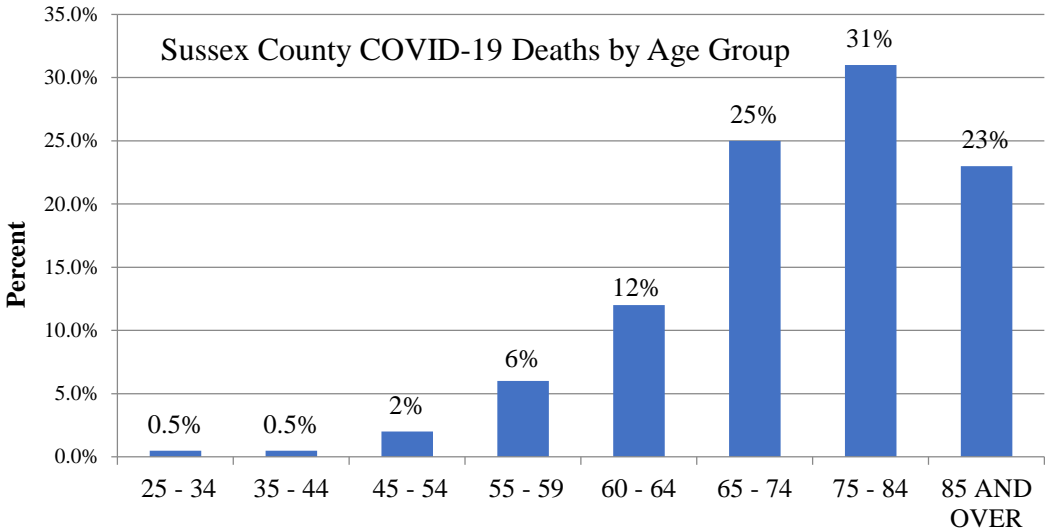
**Table 8:** Sussex County COVID-19 Deaths by Race

| Race                              | Count | Percentage |
|-----------------------------------|-------|------------|
| White                             | 164   | 85%        |
| African American                  | 21    | 11%        |
| Asian                             | 4     | 2%         |
| AMERICAN INDIAN OR ALASKAN NATIVE | 1     | 0.5%       |
| Other                             | 2     | 1%         |
| Unknown                           | 1     | 0.5%       |

**Figure 8:** Sussex County COVID-19 Deaths by Race



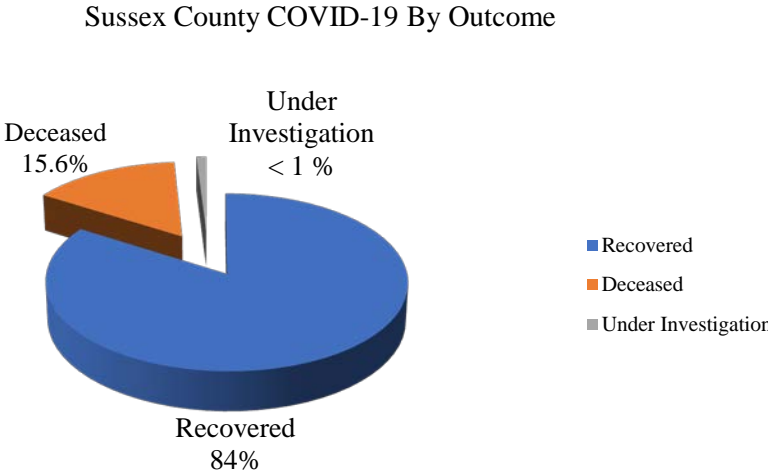
**Figure 9:** Sussex County COVID-19 Deaths by Age Group



**Table 9:** Sussex County COVID-19 Cases by Outcome – 07/01/2020

| Total Number of Cases | Total Number of Cases Recovered | Total Number of Cases Deceased | Total Number of Cases Under Investigation |
|-----------------------|---------------------------------|--------------------------------|---|
| 1,240                 | 1,044                           | 193                            | 3   |

**Figure 10:** Sussex County COVID-19 Cases by Outcome



\_END\_  
July 2, 2020