

Sussex County COVID-19 Weekly Report

01/01/2020 – 08/06/2020

Table 1: Sussex County Total COVID-19 Cases by Municipality


Communicable Disease Reporting and Surveillance System		CDRSS STATISTICS REPORT		08/07/2020
		DATE FOR REPORT		
		FROM 01/01/2020 TO 08/06/2020		
GROUP BY: TOTAL CASES BY MUNICIPALITY				
				COUNT
MUNICIPALITY: ANDOVER BOROUGH				2
MUNICIPALITY: ANDOVER TOWNSHIP				243
MUNICIPALITY: BRANCHVILLE BOROUGH				9
MUNICIPALITY: BYRAM TOWNSHIP				69
MUNICIPALITY: FRANKFORD TOWNSHIP				88
MUNICIPALITY: FRANKLIN BOROUGH				47
MUNICIPALITY: FREDON TOWNSHIP				20
MUNICIPALITY: GREEN TOWNSHIP				28
MUNICIPALITY: HAMBURG BOROUGH				35
MUNICIPALITY: HAMPTON TOWNSHIP				38
MUNICIPALITY: HARDYSTON TOWNSHIP				59
MUNICIPALITY: HOPATCONG BOROUGH				142
MUNICIPALITY: LAFAYETTE TOWNSHIP				14
MUNICIPALITY: MONTAGUE TOWNSHIP				33
MUNICIPALITY: NEWTON TOWN				114
MUNICIPALITY: OGDENSBURG BOROUGH				18
MUNICIPALITY: SANDYSTON TOWNSHIP				8
MUNICIPALITY: SPARTA TOWNSHIP				130
MUNICIPALITY: STANHOPE BOROUGH				27
MUNICIPALITY: STILLWATER TOWNSHIP				14
MUNICIPALITY: SUSSEX BOROUGH				17
MUNICIPALITY: VERNON TOWNSHIP				147
MUNICIPALITY: WANTAGE TOWNSHIP				64
TOTAL CASES				1,366

Figure 1: Sussex County Total COVID-19 Cases by Municipality

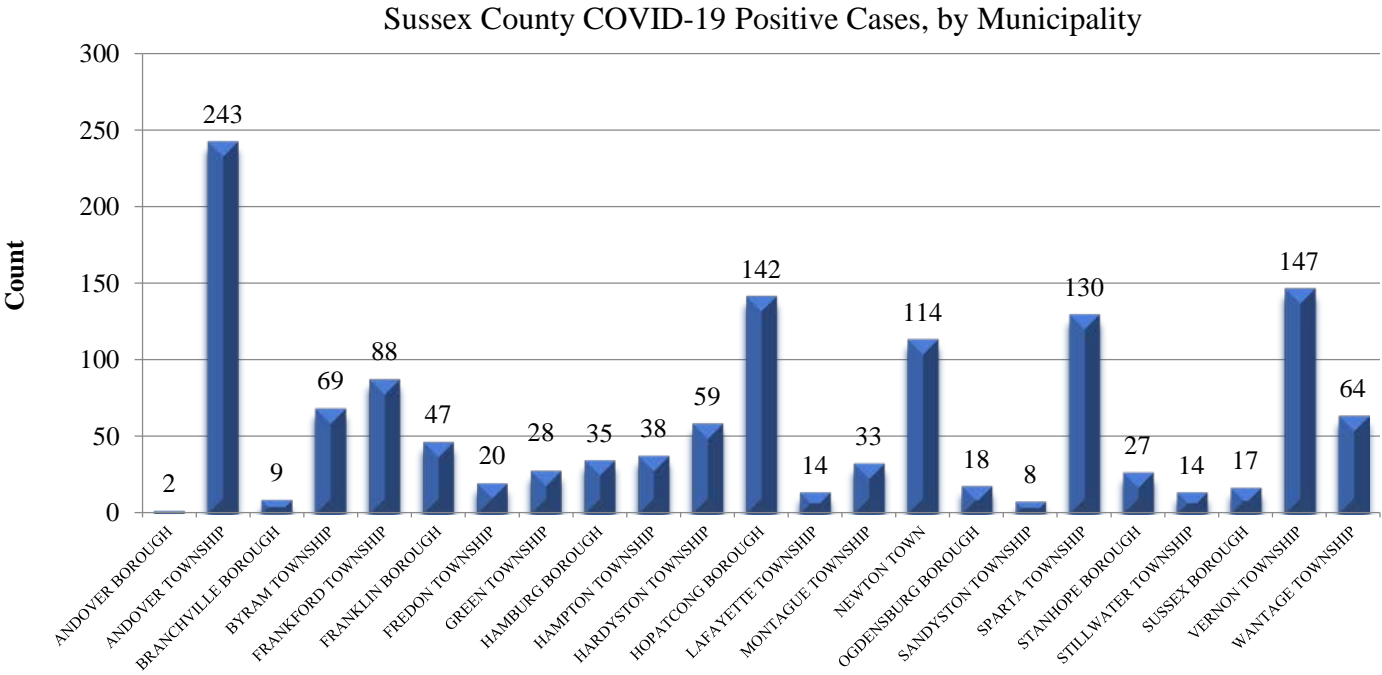


Figure 2: Sussex County Positive COVID-19 Cases by Reported Date

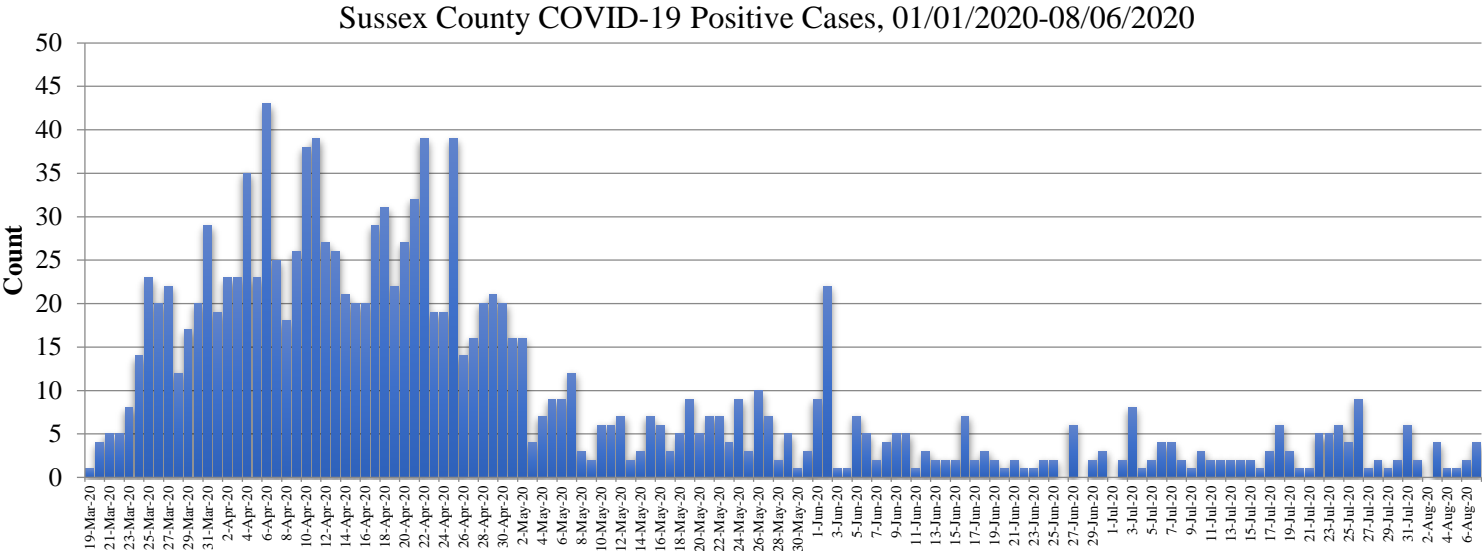


Table 2: Sussex County Positive COVID-19 Cases by Gender

Gender	Count	Percentage
Female	706	52%
Male	660	48%

Figure 3: Sussex County Positive COVID-19 Cases by Gender

Sussex County Total Positive COVID-19 Cases by Gender

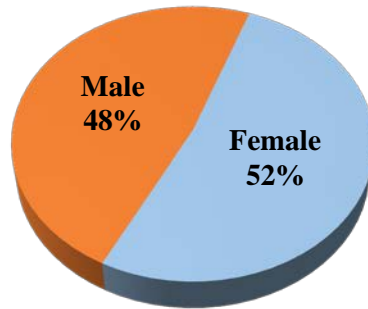


Table 3: Sussex County Positive COVID-19 Cases by Race

Race	Count	Percentage
AMERICAN INDIAN OR ALASKAN NATIVE	2	0.1%
ASIAN	42	3%
BLACK OR AFRICAN AMERICAN	78	6%
NATIVE HAWAIIAN OR OTHER PACIFIC ISLANDER	3	0.2%
OTHER	35	3%
WHITE	1,203	88%
UNKNOWN	3	0.2%

Figure 4: Sussex County Positive COVID-19 Cases by Race

Sussex County Total Positive COVID-19 Cases by Race

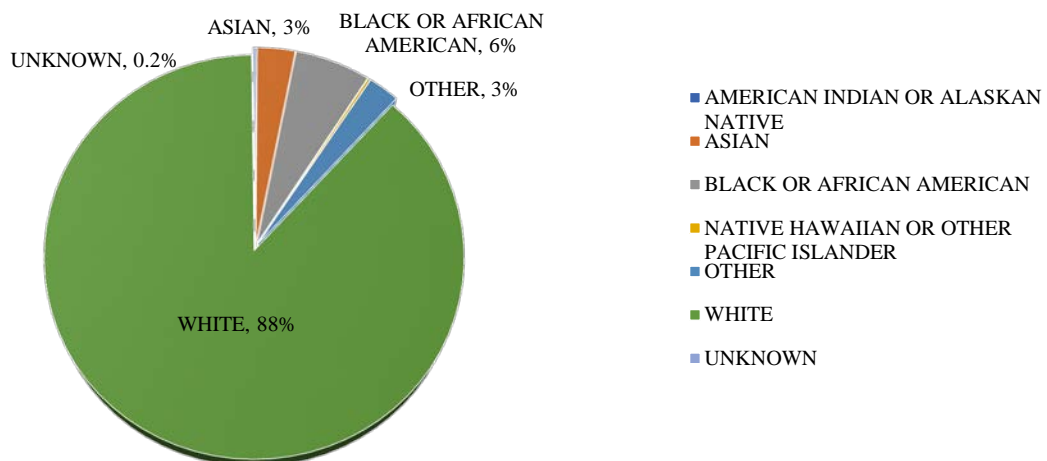


Table 4: Sussex County Positive COVID-19 Cases by Age

Minimum Age	Average Age	Maximum Age
3 Months	55Y 5M	105 Y

Figure 5: Sussex County Positive COVID-19 Cases by Age Group

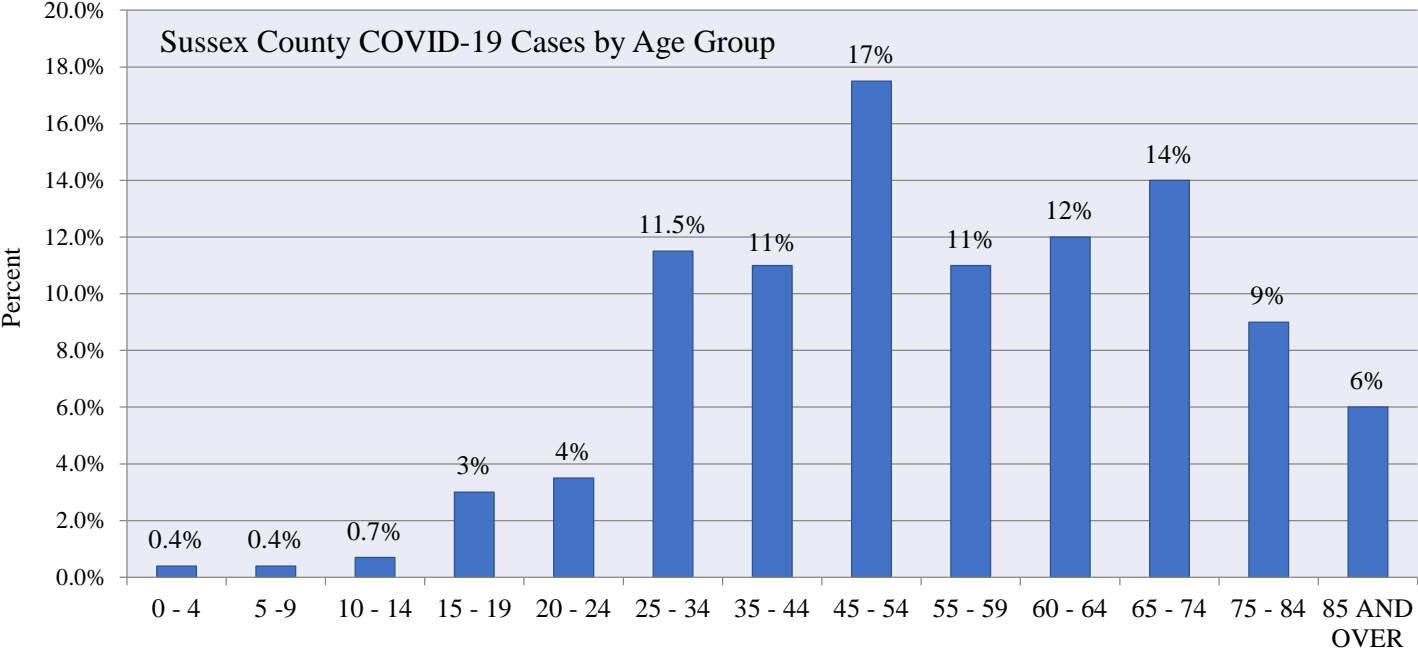


Table 5: Sussex County COVID-19 Deaths by Municipality, 01/01/2020 - 08/06/2020


Communicable Disease Reporting and Surveillance System		CDRSS STATISTICS REPORT		08/07/2020
		DATE FOR REPORT		
		FROM 01/01/2020 TO 08/06/2020		
		GROUP BY: DEATHS BY MUNICIPALITY		
				COUNT
MUNICIPALITY: ANDOVER TOWNSHIP				113
MUNICIPALITY: BYRAM TOWNSHIP				3
MUNICIPALITY: FRANKFORD TOWNSHIP				23
MUNICIPALITY: FRANKLIN BOROUGH				2
MUNICIPALITY: FREDON TOWNSHIP				1
MUNICIPALITY: HAMBURG BOROUGH				1
MUNICIPALITY: HAMPTON TOWNSHIP				3
MUNICIPALITY: HARDYSTON TOWNSHIP				3
MUNICIPALITY: HOPATCONG BOROUGH				8
MUNICIPALITY: MONTAGUE TOWNSHIP				4
MUNICIPALITY: NEWTON TOWN				12
MUNICIPALITY: OGDENSBURG BOROUGH				1
MUNICIPALITY: SANDYSTON TOWNSHIP				1
MUNICIPALITY: SPARTA TOWNSHIP				12
MUNICIPALITY: STANHOPE BOROUGH				1
MUNICIPALITY: STILLWATER TOWNSHIP				1
MUNICIPALITY: SUSSEX BOROUGH				1
MUNICIPALITY: VERNON TOWNSHIP				6
MUNICIPALITY: WANTAGE TOWNSHIP				1
TOTAL FOR PAT DIED				197

Table 6: Sussex County New Reported COVID-19 Related Deaths - 08/06/2020

Deceased	Age	Gender	Township	Date of Death	Case Status
0					

Figure 6: Sussex County COVID-19 Deaths by Municipality

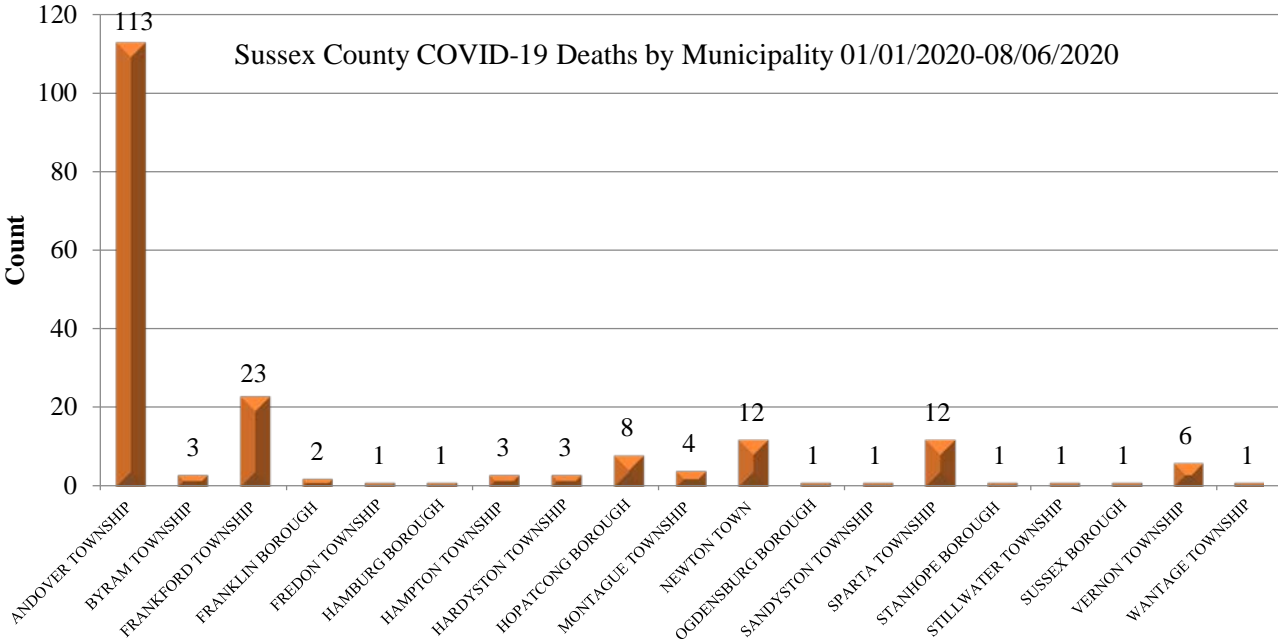


Table 7: Sussex County COVID-19 Deaths by Gender

Gender	Count	Percentage
Female	93	47%
Male	104	53%

Figure 7: Sussex County COVID-19 Deaths by Gender

Sussex County COVID-19 Deaths by Gender

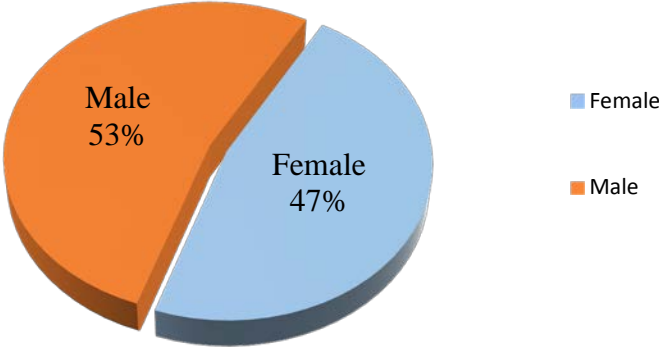


Table 8: Sussex County COVID-19 Deaths by Race

Race	Count	Percentage
White	167	85%
African American	23	11%
Asian	4	2%
AMERICAN INDIAN OR ALASKAN NATIVE	1	0.5%
Other	2	1%

Figure 8: Sussex County COVID-19 Deaths by Race

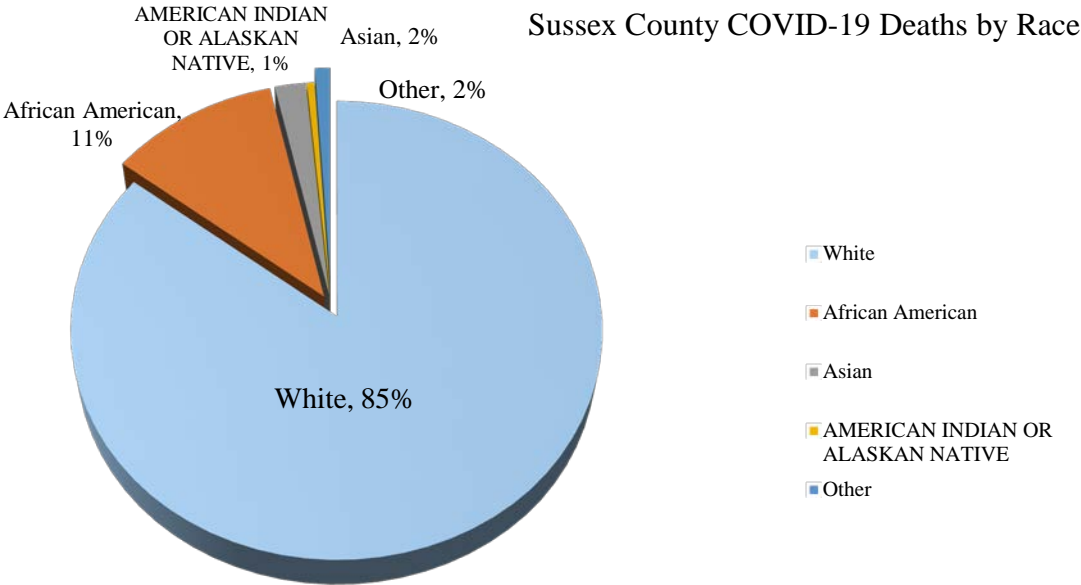


Figure 9: Sussex County COVID-19 Deaths by Age Group

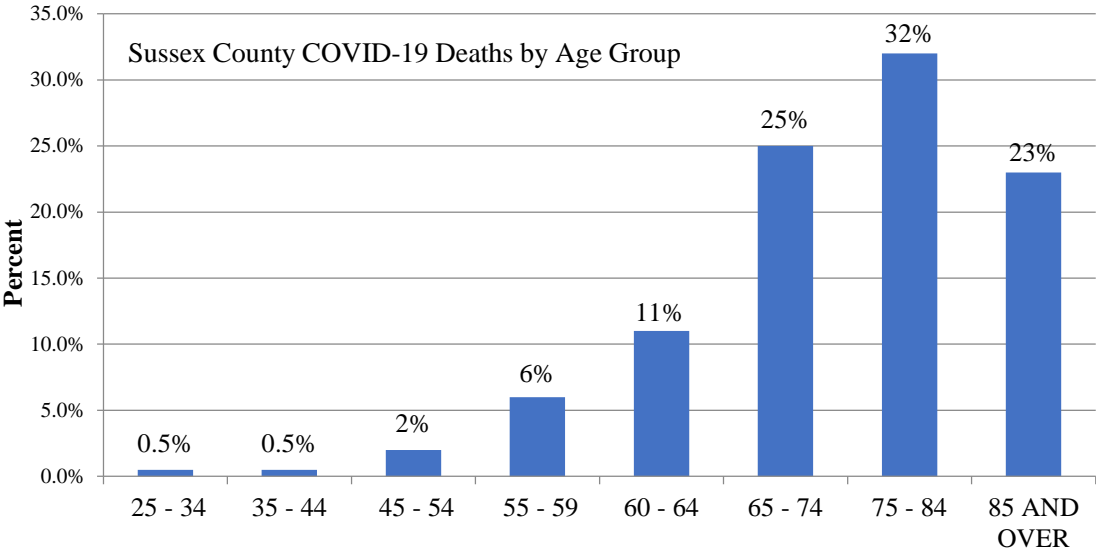
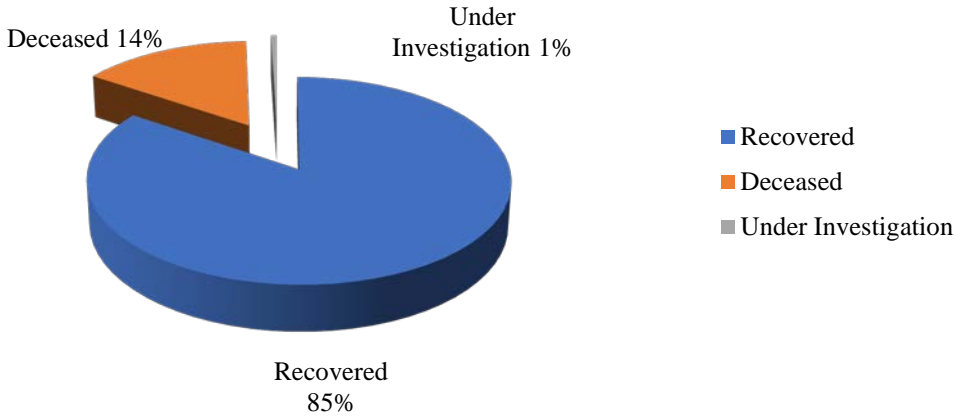


Table 9: Sussex County COVID-19 Cases by Outcome – 08/06/2020

Total Number of Cases	Total Number of Cases Recovered	Total Number of Cases Deceased	Total Number of Cases Under Investigation
1,366	1,161	197	8

Figure 10: Sussex County COVID-19 Cases by Outcome

Sussex County COVID-19 By Outcome



END
August 7, 2020