

Sussex County COVID-19 Weekly Report

01/01/2020 – 09/10/2020

Table 1: Sussex County Total COVID-19 Cases by Municipality


Communicable Disease Reporting and Surveillance System		CDRSS STATISTICS REPORT		09/11/2020
		DATE FOR REPORT		
		FROM 01/01/2020 TO 09/10/2020		
		GROUP BY: TOTAL CASES BY MUNICIPALITY		
				COUNT
MUNICIPALITY: ANDOVER BOROUGH				2
MUNICIPALITY: ANDOVER TOWNSHIP				250
MUNICIPALITY: BRANCHVILLE BOROUGH				9
MUNICIPALITY: BYRAM TOWNSHIP				78
MUNICIPALITY: FRANKFORD TOWNSHIP				89
MUNICIPALITY: FRANKLIN BOROUGH				49
MUNICIPALITY: FREDON TOWNSHIP				24
MUNICIPALITY: GREEN TOWNSHIP				32
MUNICIPALITY: HAMBURG BOROUGH				39
MUNICIPALITY: HAMPTON TOWNSHIP				42
MUNICIPALITY: HARDYSTON TOWNSHIP				60
MUNICIPALITY: HOPATCONG BOROUGH				155
MUNICIPALITY: LAFAYETTE TOWNSHIP				17
MUNICIPALITY: MONTAGUE TOWNSHIP				36
MUNICIPALITY: NEWTON TOWN				125
MUNICIPALITY: OGDENSBURG BOROUGH				21
MUNICIPALITY: SANDYSTON TOWNSHIP				11
MUNICIPALITY: SPARTA TOWNSHIP				154
MUNICIPALITY: STANHOPE BOROUGH				33
MUNICIPALITY: STILLWATER TOWNSHIP				13
MUNICIPALITY: SUSSEX BOROUGH				18
MUNICIPALITY: VERNON TOWNSHIP				157
MUNICIPALITY: WANTAGE TOWNSHIP				70
TOTAL CASES				1,484

Figure 1: Sussex County Total COVID-19 Cases by Municipality

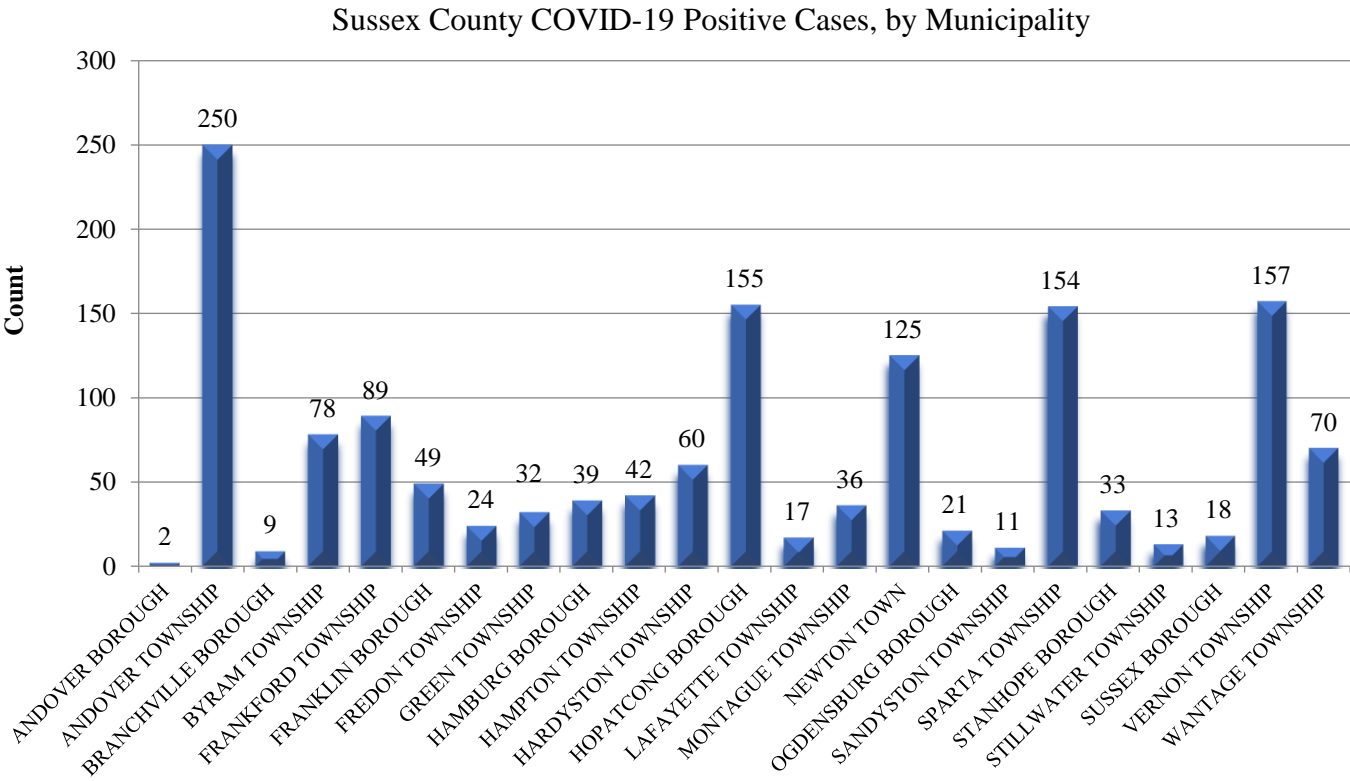


Figure 2: Sussex County Positive COVID-19 Cases by Reported Date

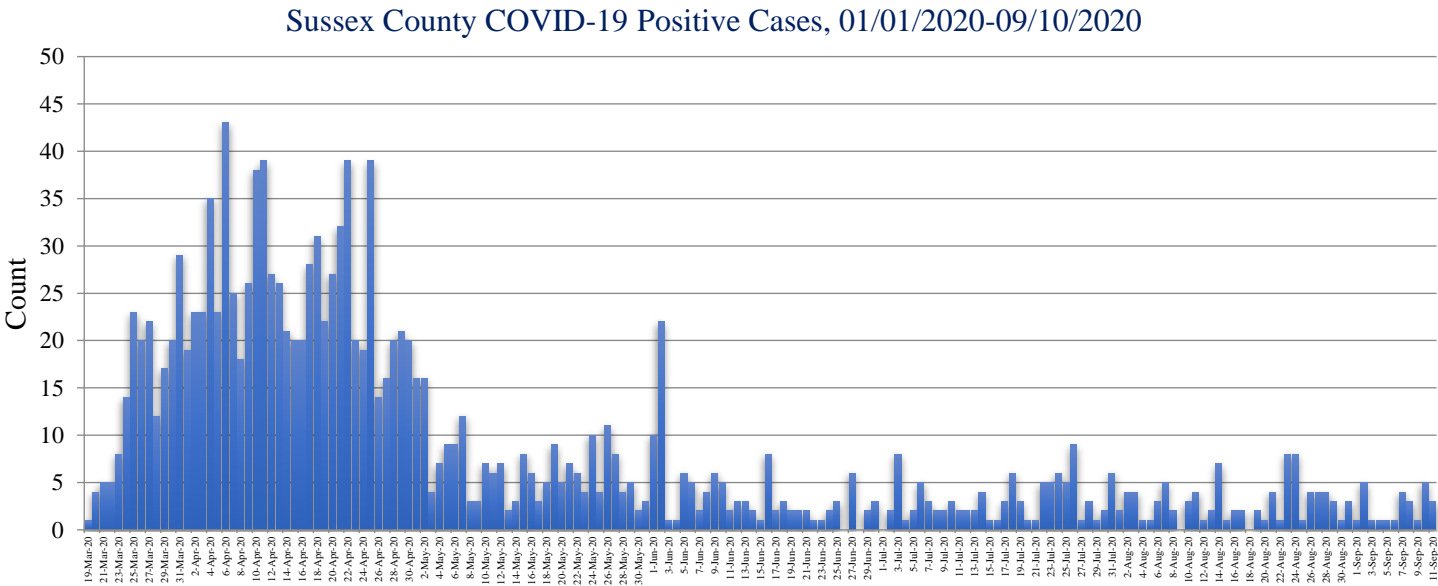


Table 2: Sussex County Positive COVID-19 Cases by Gender

Gender	Count	Percentage
Female	765	52%
Male	719	48%

Figure 3: Sussex County Positive COVID-19 Cases by Gender

Sussex County Total Positive COVID-19 Cases by Gender

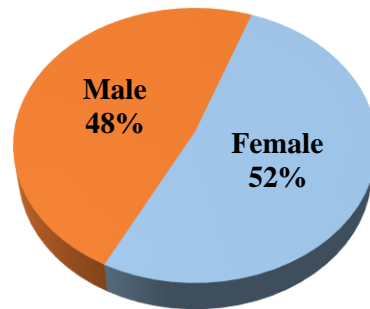


Table 3: Sussex County Positive COVID-19 Cases by Race

Race	Count	Percentage
AMERICAN INDIAN OR ALASKAN NATIVE	2	0.1%
ASIAN	45	3%
BLACK OR AFRICAN AMERICAN	83	6%
NATIVE HAWAIIAN OR OTHER PACIFIC ISLANDER	3	0.2%
OTHER	35	2%
WHITE	1,308	88%
UNKNOWN	8	0.5%

Figure 4: Sussex County Positive COVID-19 Cases by Race

Sussex County Total Positive COVID-19 Cases by Race

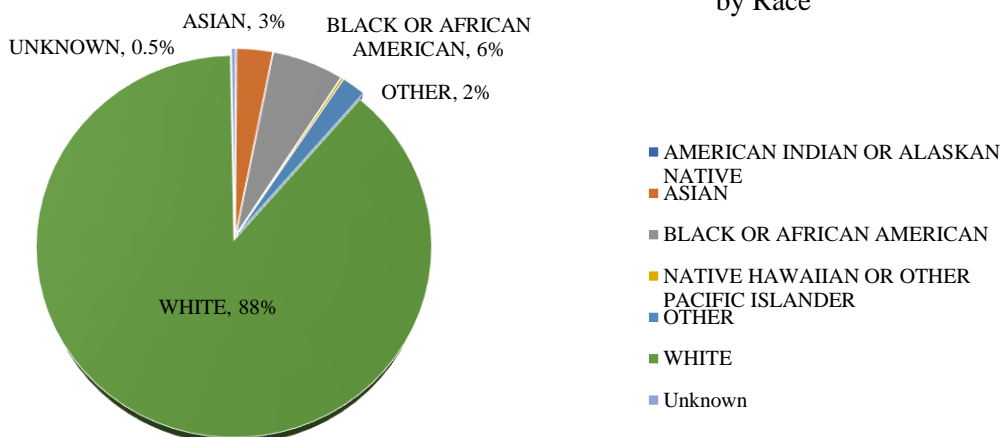


Table 4: Sussex County Positive COVID-19 Cases by Age

Minimum Age	Average Age	Maximum Age
3 Months	53Y	105 Y

Figure 5: Sussex County Positive COVID-19 Cases by Age Group

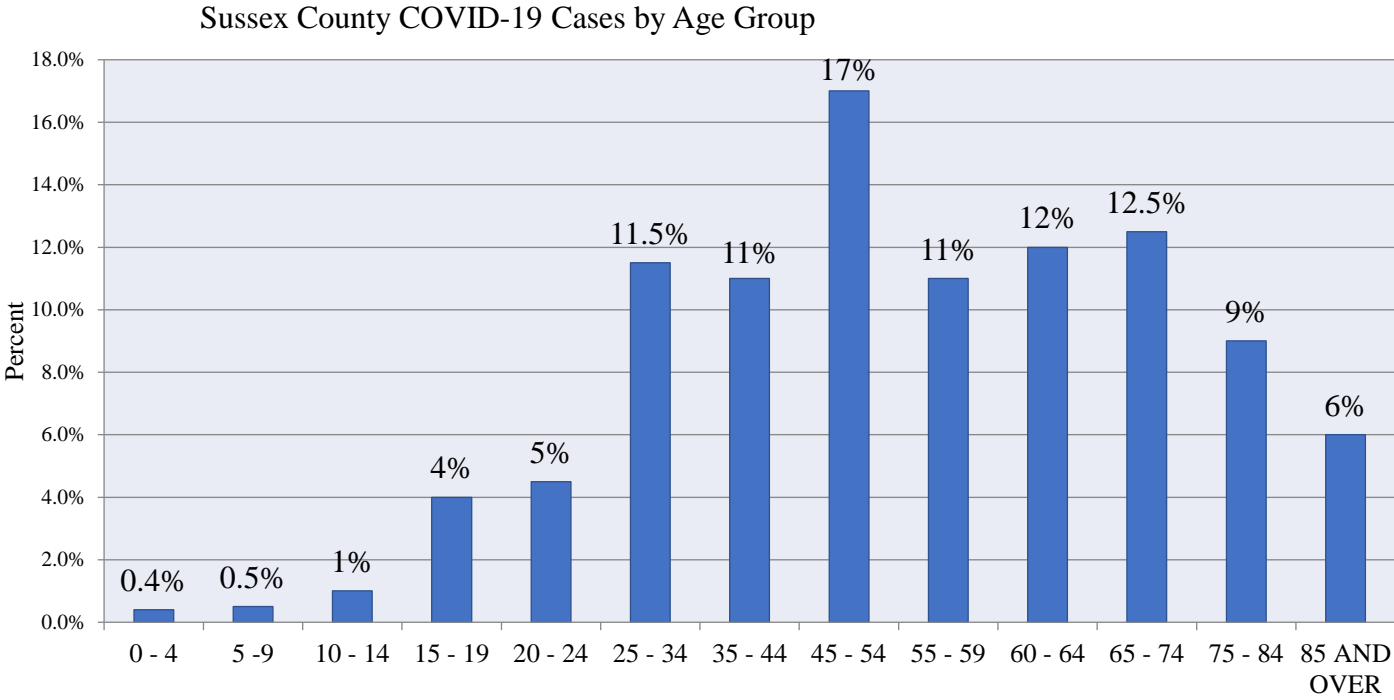


Table 5: Sussex County COVID-19 Deaths by Municipality, 01/01/2020 - 09/10/2020


Communicable Disease Reporting and Surveillance System		CDRSS STATISTICS REPORT		09/11/2020
		DATE FOR REPORT		
		FROM 01/01/2020 TO 09/10/2020		
		GROUP BY: DEATHS BY MUNICIPALITY		
				COUNT
MUNICIPALITY: ANDOVER TOWNSHIP				115
MUNICIPALITY: BYRAM TOWNSHIP				3
MUNICIPALITY: FRANKFORD TOWNSHIP				23
MUNICIPALITY: FRANKLIN BOROUGH				2
MUNICIPALITY: FREDON TOWNSHIP				1
MUNICIPALITY: HAMBURG BOROUGH				1
MUNICIPALITY: HAMPTON TOWNSHIP				3
MUNICIPALITY: HARDYSTON TOWNSHIP				3
MUNICIPALITY: HOPATCONG BOROUGH				7
MUNICIPALITY: MONTAGUE TOWNSHIP				4
MUNICIPALITY: NEWTON TOWN				12
MUNICIPALITY: OGDENSBURG BOROUGH				2
MUNICIPALITY: SANDYSTON TOWNSHIP				1
MUNICIPALITY: SPARTA TOWNSHIP				12
MUNICIPALITY: STANHOPE BOROUGH				1
MUNICIPALITY: SUSSEX BOROUGH				1
MUNICIPALITY: VERNON TOWNSHIP				6
MUNICIPALITY: WANTAGE TOWNSHIP				1
TOTAL FOR PAT DIED				198

Table 6: Sussex County New Reported COVID-19 Related Deaths - 09/10/2020

Deceased	Age	Gender	Township	Date of Death	Case Status
0					

Figure 6: Sussex County COVID-19 Deaths by Municipality

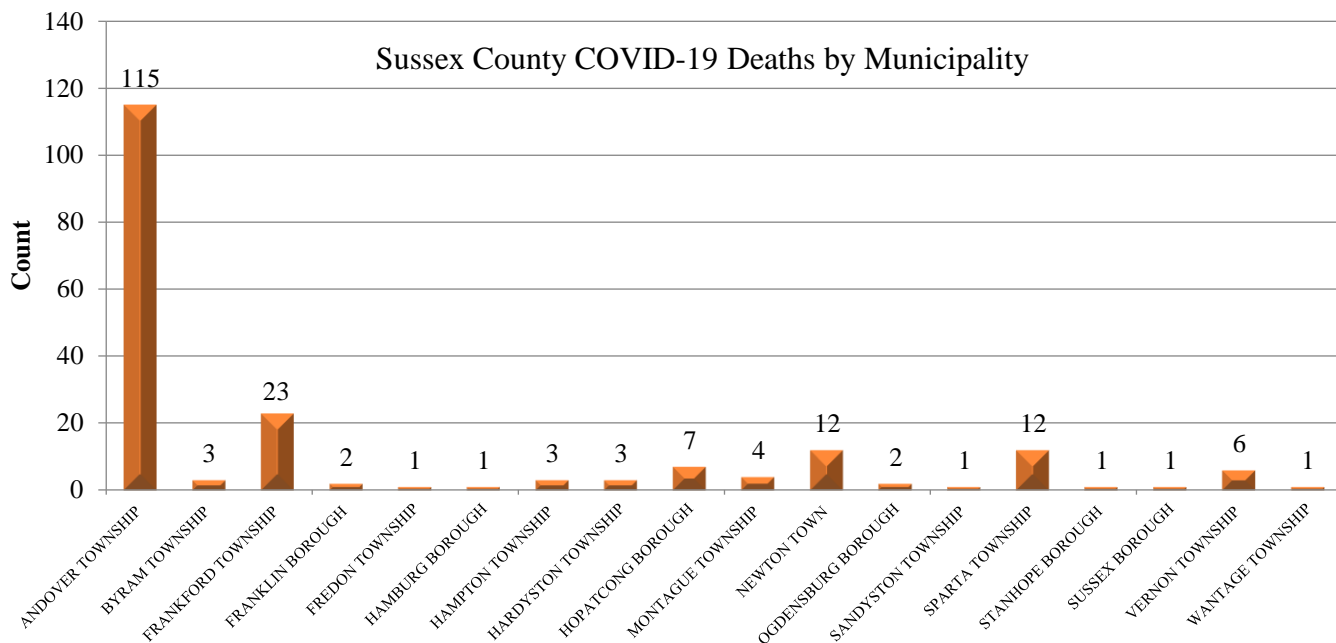


Table 7: Sussex County COVID-19 Deaths by Gender

Gender	Count	Percentage
Female	93	47%
Male	105	53%

Figure 7: Sussex County COVID-19 Deaths by Gender

Sussex County COVID-19 Deaths by Gender

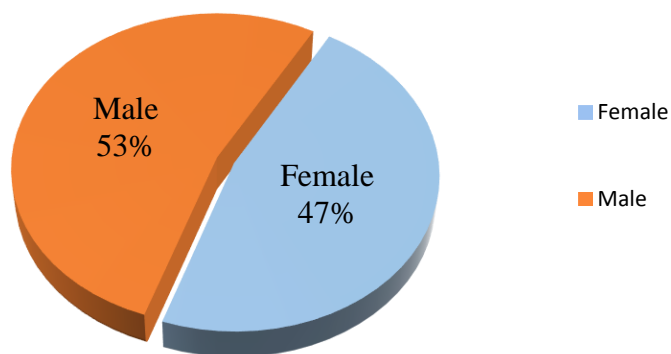


Table 8: Sussex County COVID-19 Deaths by Race

Race	Count	Percentage
AMERICAN INDIAN OR ALASKAN NATIVE	1	0.5%
ASIAN	4	2%
BLACK OR AFRICAN AMERICAN	24	12%
OTHER	2	1%
WHITE	165	83%
UNKNOWN	2	1%

Figure 8: Sussex County COVID-19 Deaths by Race

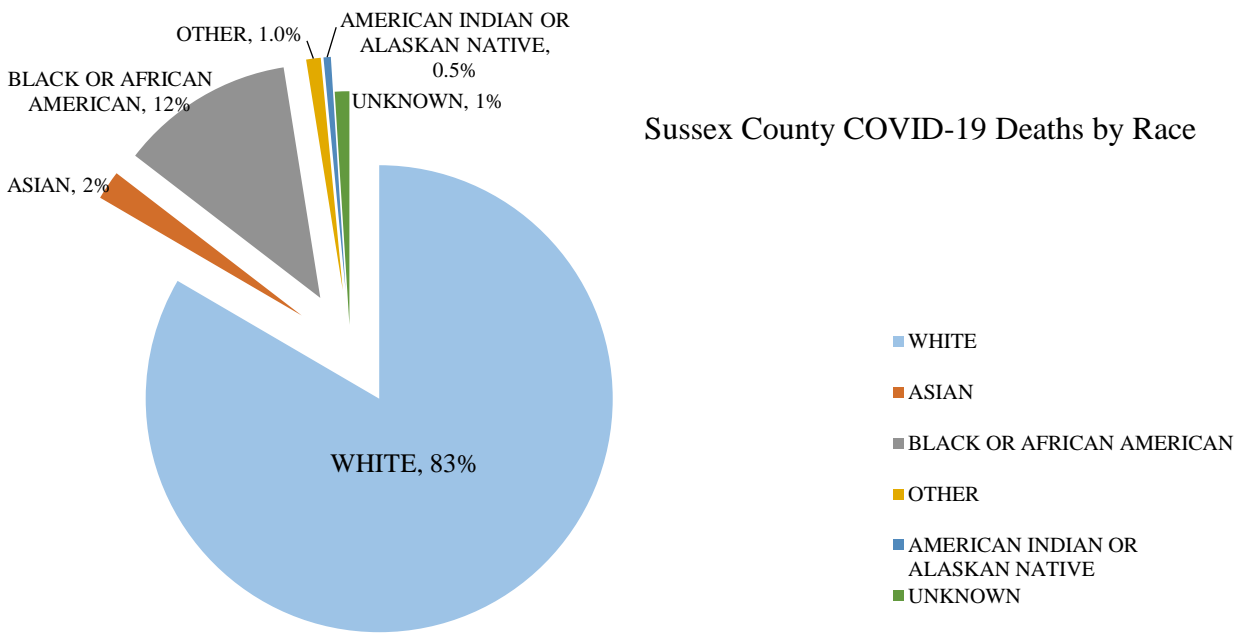


Figure 9: Sussex County COVID-19 Deaths by Age Group

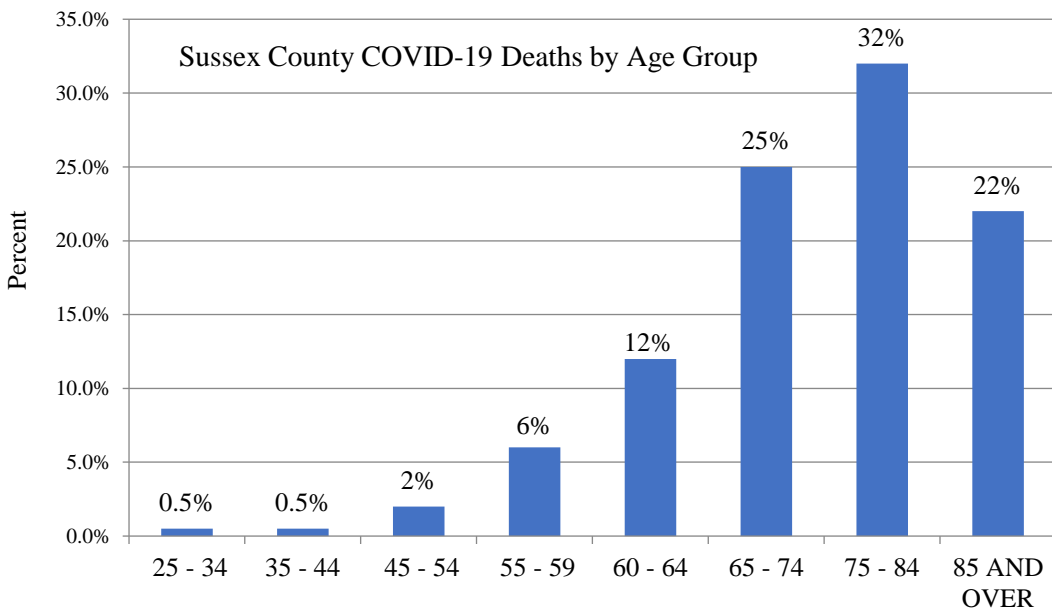
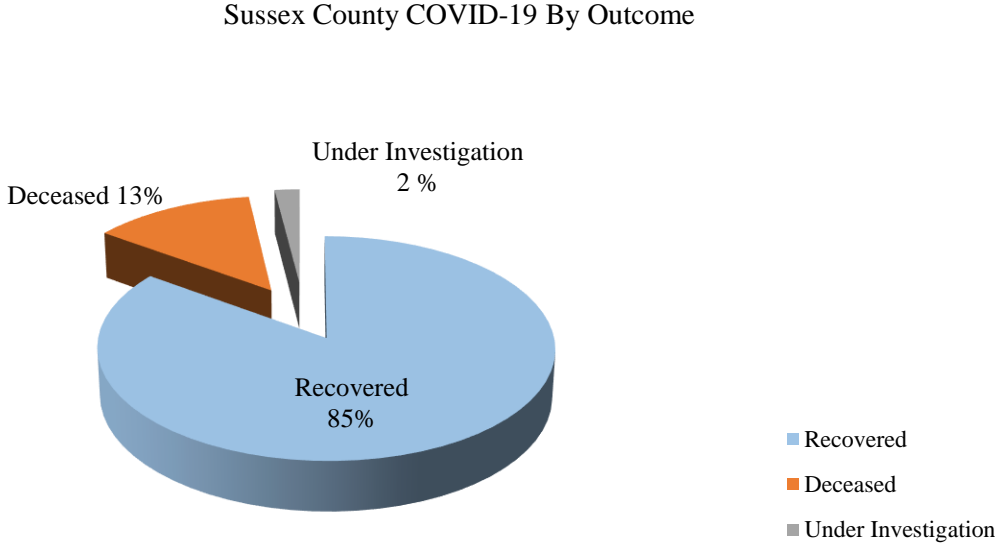


Table 9: Sussex County COVID-19 Cases by Outcome – 09/10/2020

Total Number of Cases	Total Number of Cases Recovered	Total Number of Cases Deceased	Total Number of Cases Under Investigation
1,484	1,260	198	26

Figure 10: Sussex County COVID-19 Cases by Outcome



END
September 11, 2020