


2007 Abstract of Ratables

SUSSEX COUNTY



John Fierro, President
Andrea 'Bunny' Cocula, Commissioner
Jim Cerra, Esq., Commissioner

Constance Flanagan, Vice President
Nancy McCabe, Commissioner

Carol Dennis
Tax Administrator

2007 ABSTRACT OF RATABLES COUNTY OF SUSSEX

TAXING DISTRICT	TAXABLE VALUE		Total Taxable Value of Land and Improvements (Col. 1(a) + (b))	Total Taxable Value of Partial Exemptions and Abatements (Assessed Value)	Net Total Taxable Value of Land and Improvements (Col. 2 - 3)	Taxable Value of Machinery, Implements and Equipment of Telephone, Telegraph and Messenger System Companies (C. 138, L. 1986)	Net Valuation Taxable (Col. 4 + 5)
	(a)	(b)					
	Land	Improvements (includes partial Exemptions and Abatements)					
1 ANDOVER BORO	\$ 17,038,500	\$ 28,143,000	\$ 45,181,500		\$ 45,181,500	\$ 406,231	\$ 45,587,731
2 ANDOVER TWP	\$ 228,968,070	\$ 387,103,100	\$ 616,071,170		\$ 616,071,170	\$ 1,088,695	\$ 617,159,865
3 BRANCHVILLE BORO	\$ 55,657,850	\$ 105,349,100	\$ 161,006,950		\$ 161,006,950	\$ 250,108	\$ 161,257,058
4 BYRAM TWP	\$ 198,895,730	\$ 330,165,000	\$ 529,060,730		\$ 529,060,730	\$ 687,019	\$ 529,747,749
5 FRANKFORD TWP	\$ 178,372,600	\$ 256,289,764	\$ 434,662,364		\$ 434,662,364	\$ 1,608,552	\$ 436,270,916
6 FRANKLIN BORO	\$ 69,736,900	\$ 170,870,100	\$ 240,607,000		\$ 240,607,000	\$ 2,410,024	\$ 243,017,024
7 FREDON TWP	\$ 66,690,300	\$ 211,509,300	\$ 278,199,600		\$ 278,199,600	\$ 528,530	\$ 278,728,130
8 GREEN TWP	\$ 216,018,100	\$ 320,610,200	\$ 536,628,300		\$ 536,628,300	\$ 855,984	\$ 537,484,284
9 HAMBURG BORO	\$ 57,480,150	\$ 151,012,700	\$ 208,492,850		\$ 208,492,850	\$ 302,368	\$ 208,795,218
10 HAMPTON TWP	\$ 116,592,725	\$ 267,199,700	\$ 383,792,425		\$ 383,792,425	\$ 869,121	\$ 384,661,546
11 HARDYSTON TWP	\$ 193,678,700	\$ 447,408,600	\$ 641,087,300		\$ 641,087,300	\$ 1,323,716	\$ 642,411,016
12 HOPATCONG BORO	\$ 1,186,192,100	\$ 888,933,400	\$ 2,075,125,500		\$ 2,075,125,500	\$ 1,378,353	\$ 2,076,503,853
13 LAFAYETTE TWP	\$ 197,519,400	\$ 273,600,700	\$ 471,120,100		\$ 471,120,100	\$ 1,187,891	\$ 472,307,991
14 MONTAGUE TWP	\$ 58,339,610	\$ 162,153,400	\$ 220,493,010		\$ 220,493,010	\$ 677,937	\$ 221,170,947
15 TOWN OF NEWTON	\$ 140,782,300	\$ 242,318,400	\$ 383,100,700		\$ 383,100,700	\$ 4,919,871	\$ 388,020,571
16 OGDENSBURG BORO	\$ 48,906,300	\$ 67,998,050	\$ 116,904,350		\$ 116,904,350	\$ 217,714	\$ 117,122,064
17 SANDYSTON TWP	\$ 131,715,600	\$ 138,168,700	\$ 269,884,300		\$ 269,884,300	\$ 670,183	\$ 270,554,483
18 SPARTA TWP	\$ 914,711,600	\$ 1,467,805,000	\$ 2,382,516,600		\$ 2,382,516,600	\$ 5,151,224	\$ 2,387,667,824
19 STANHOPE BORO	\$ 219,463,400	\$ 212,631,200	\$ 432,094,600		\$ 432,094,600	\$ 476,760	\$ 432,571,360
20 STILLWATER TWP	\$ 91,543,900	\$ 155,472,400	\$ 247,016,300		\$ 247,016,300	\$ 386,580	\$ 247,402,880
21 SUSSEX BORO	\$ 17,683,900	\$ 60,926,700	\$ 78,610,600		\$ 78,610,600	\$ 1,270,985	\$ 79,881,585
22 VERNON TWP	\$ 571,855,364	\$ 935,111,970	\$ 1,506,967,334		\$ 1,506,967,334	\$ 5,470,748	\$ 1,512,438,082
23 WALPACK TWP	\$ 694,000	\$ 1,637,700	\$ 2,331,700		\$ 2,331,700	\$ 65,827	\$ 2,397,527
24 WANTAGE TWP	\$ 630,076,249	\$ 793,966,162	\$ 1,424,042,411		\$ 1,424,042,411	\$ 3,190,770	\$ 1,427,233,181
TOTAL	\$ 5,608,613,348	\$ 8,076,384,346	\$ 13,684,997,694	\$	\$ 13,684,997,694	\$ 35,395,191	\$ 13,720,392,885

2007 ABSTRACT OF RATABLES COUNTY OF SUSSEX

General Tax Rate to Apply per \$100 Valuation	County Equalization Table Average Ratio of Assessed to True Value of Real Property (R.S. 54:3-17 to R.S. 54:3-19)	EQUALIZATION			Net Valuation on Which County Taxes are Apportioned (Col. 6-9a+9b-10a+10b)	
		(a) True Value of Expired "UEZ" (Urban Enterprise Zone) Abatements	(b) True Value of Class II Railroad Property (C. 139, L. 1966)	(c)		
				(a) Amounts Deducted Under R.S. 54:3-17 to 19		(b) Amounts Added Under R.S. 54:3-17 to 19
1	59.34			\$ -	\$ 31,602,925	\$ 77,190,656
2	70.58			\$ -	\$ 259,627,831	\$ 876,787,696
3	105.07			\$ (5,545,533)	\$ -	\$ 155,711,525
4	45.88			\$ -	\$ 625,452,987	\$ 1,155,200,736
5	52.99			\$ -	\$ 388,662,232	\$ 824,933,148
6	48.94			\$ -	\$ 254,479,727	\$ 497,496,751
7	54.13			\$ -	\$ 237,538,803	\$ 516,366,933
8	100.10			\$ -	\$ 618,049	\$ 538,102,333
9	59.44			\$ -	\$ 143,918,893	\$ 352,714,111
10	51.59			\$ -	\$ 362,475,209	\$ 747,136,755
11	51.33			\$ -	\$ 610,192,363	\$ 1,252,603,379
12	119.78			\$ (341,721,085)	\$ -	\$ 1,734,782,768
13	102.70			\$ (10,155,620)	\$ -	\$ 462,152,371
14	48.83			\$ -	\$ 231,736,491	\$ 452,907,438
15	53.04			\$ -	\$ 348,427,740	\$ 736,448,311
16	51.19			\$ -	\$ 114,034,238	\$ 231,156,302
17	104.08			\$ (9,775,322)	\$ -	\$ 260,779,161
18	68.29			\$ -	\$ 1,112,144,440	\$ 3,489,812,264
19	106.19			\$ (22,338,398)	\$ -	\$ 410,232,962
20	45.16			\$ -	\$ 301,045,500	\$ 548,448,380
21	57.41			\$ -	\$ 59,907,290	\$ 139,788,875
22	49.55			\$ -	\$ 1,539,449,929	\$ 3,051,888,011
23	95.42			\$ -	\$ 407,716	\$ 2,805,243
24	110.28			\$ (123,753,501)	\$ -	\$ 1,303,479,680
				\$ -	\$ -	\$ -
				\$ (513,289,459)	\$ 6,621,822,363	\$ 19,828,925,789
				\$ -	\$ 6,108,532,904	\$ -

2007 ABSTRACT OF RATABLES COUNTY OF SUSSEX

APPORTIONMENT OF TAXES												
Section B				Section C				Section D				
(a)	County Library Taxes	(b)	Local Health Services Taxes (R.S. 26:3A2-19)	(c)	County Open Space Tax	(d)	As Required By District School Budget			Local Municipal Purposes		Total Tax Levy On Which Tax Rate Is Computed (12A)+B(a)+B(b)+B(c)+C(a)+C(b)+C(c)+C(d)
							(e)	(f)	(g)	(a)	(b)	
							Reg., Consol. & Joint School Budgets	Local School Budget	Local Municipal Budget	Municipal Open Space		
1	\$ 21,834.94	\$ 8,445.80	\$ 27,056.32	\$ -	\$ 903,023.85	\$ -	\$ 187,511.71	\$ -	\$ -	\$ -	\$ 1,403,990.15	1
2	\$ 247,868.74	\$ 95,866.70	\$ 307,160.36	\$ -	\$ 9,868,316.26	\$ -	\$ 4,378,244.22	\$ -	\$ 61,715.99	\$ -	\$ 17,866,640.67	2
3	\$ 40,293.24	\$ 15,294.73	\$ 50,557.93	\$ -	\$ 990,511.62	\$ -	\$ -	\$ -	\$ -	\$ -	\$ 2,218,257.48	3
4	\$ 326,885.29	\$ 126,355.56	\$ 404,815.02	\$ -	\$ 4,924,968.40	\$ -	\$ 6,043,800.00	\$ -	\$ 105,948.00	\$ -	\$ 25,079,989.24	4
5	\$ 232,835.05	\$ 90,031.29	\$ 288,591.61	\$ -	\$ 4,421,341.88	\$ -	\$ 1,517,462.77	\$ -	\$ 130,881.00	\$ -	\$ 15,599,579.38	5
6	\$ 149,869.46	\$ 54,433.51	\$ 174,539.28	\$ -	\$ 2,081,207.78	\$ -	\$ 2,964,418.00	\$ -	\$ -	\$ -	\$ 10,947,478.94	6
7	\$ 145,884.31	\$ 56,412.85	\$ 180,793.07	\$ -	\$ 2,541,606.62	\$ -	\$ -	\$ -	\$ 57,000.00	\$ -	\$ 9,679,412.52	7
8	\$ 152,078.18	\$ 58,813.55	\$ 188,495.32	\$ -	\$ -	\$ -	\$ -	\$ -	\$ 161,245.00	\$ -	\$ 11,255,464.53	8
9	\$ 99,653.54	\$ 38,536.55	\$ 123,499.45	\$ -	\$ 1,370,637.58	\$ -	\$ 1,476,395.00	\$ -	\$ 6,264.00	\$ -	\$ 7,590,572.33	9
10	\$ 211,271.44	\$ 81,714.82	\$ 261,800.55	\$ -	\$ 4,270,520.50	\$ -	\$ 1,729,244.02	\$ -	\$ 38,466.00	\$ -	\$ 13,596,516.27	10
11	\$ 354,216.42	\$ 137,053.35	\$ 438,932.18	\$ -	\$ 7,896,450.50	\$ -	\$ 4,367,355.42	\$ -	\$ -	\$ -	\$ 21,502,406.99	11
12	\$ 490,702.61	\$ -	\$ 608,045.92	\$ -	\$ -	\$ -	\$ 8,722,670.00	\$ -	\$ -	\$ -	\$ 34,855,781.97	12
13	\$ 130,619.05	\$ 50,515.20	\$ 161,880.86	\$ -	\$ 2,047,863.06	\$ -	\$ 478,542.52	\$ -	\$ 70,845.00	\$ -	\$ 8,095,178.37	13
14	\$ 128,097.25	\$ 49,546.80	\$ 158,732.20	\$ -	\$ -	\$ -	\$ 864,934.50	\$ -	\$ -	\$ -	\$ 7,658,899.28	14
15	\$ 207,878.14	\$ 80,369.74	\$ 257,667.19	\$ -	\$ -	\$ -	\$ 5,412,594.90	\$ -	\$ -	\$ -	\$ 18,751,962.73	15
16	\$ 65,387.05	\$ 25,291.92	\$ 81,023.07	\$ -	\$ 866,207.82	\$ -	\$ 1,733,163.00	\$ -	\$ -	\$ -	\$ 5,537,655.24	16
17	\$ 73,703.85	\$ 28,503.47	\$ 91,336.54	\$ -	\$ 2,910,966.02	\$ -	\$ 396,985.00	\$ -	\$ -	\$ -	\$ 4,366,044.35	17
18	\$ -	\$ 382,931.26	\$ 1,226,375.76	\$ -	\$ -	\$ -	\$ 13,008,841.16	\$ -	\$ -	\$ -	\$ 68,415,125.31	18
19	\$ 115,915.83	\$ 44,886.56	\$ 143,664.18	\$ -	\$ 1,939,971.98	\$ -	\$ 2,645,079.26	\$ -	\$ -	\$ -	\$ 9,695,536.60	19
20	\$ 155,140.87	\$ 60,008.90	\$ 192,239.52	\$ -	\$ 3,004,905.36	\$ -	\$ 1,672,183.00	\$ -	\$ 24,740.00	\$ -	\$ 10,241,454.06	20
21	\$ 39,461.51	\$ 15,257.89	\$ 48,907.53	\$ -	\$ 2,079,242.58	\$ -	\$ 529,691.00	\$ -	\$ -	\$ -	\$ 3,175,443.11	21
22	\$ 863,200.53	\$ -	\$ 1,069,629.83	\$ -	\$ 37,758,834.00	\$ -	\$ 12,459,024.11	\$ -	\$ -	\$ -	\$ 62,275,825.14	22
23	\$ 793.52	\$ 306.94	\$ 983.27	\$ -	\$ 8,858.90	\$ -	\$ -	\$ -	\$ -	\$ -	\$ 18,727.39	23
24	\$ 365,609.18	\$ 141,129.61	\$ 453,407.04	\$ -	\$ 18,697,629.86	\$ -	\$ 2,274,929.00	\$ -	\$ 285,447.00	\$ -	\$ 26,507,666.89	24
	\$ 4,610,000.00	\$ 1,641,706.00	\$ 6,940,124.00	\$ -	\$ 67,081,328.30	\$ -	\$ 76,240,615.32	\$ -	\$ 1,204,628.82	\$ -	\$ 396,335,608.94	

2007 ABSTRACT OF RATABLES COUNTY OF SUSSEX

AMOUNT OF MISCELLANEOUS REVENUES FOR THE SUPPORT OF THE LOCAL MUNICIPAL BUDGET				DEDUCTIONS ALLOWED (C. 73, L. 1976)		TAXING DISTRICT
(a)	(b)	(c)	(d)	(e)	(f)	
Surplus Revenues Apportioned	Receipts From Revenues Anticipated	Receipts From Delinquent Tax and Liens	Total of Miscellaneous Revenues (a+b+c)	Full Estimated Amount of Senior Citizen, Totally Disabled, and Surviving Spouse Deductions Allowed (C. 129, L. 1976)	Veterans Deductions	
1	\$ 76,000.00	\$ 439,835.82	\$ 40,000.00	\$ 555,835.82	\$ 1,000	ANDOVER BORO
2	\$ 1,200,000.00	\$ 1,467,385.31	\$ 244,000.00	\$ 2,905,385.31	\$ 9,500	ANDOVER TWP
3	\$ 328,557.58	\$ 988,019.36	\$ 21,000.00	\$ 1,337,576.94	\$ 2,750	BRANCHVILLE BORO
4	\$ 991,000.00	\$ 1,634,712.00	\$ 370,000.00	\$ 2,995,712.00	\$ 12,500	BYRAM TWP
5	\$ 500,000.00	\$ 1,278,695.00	\$ 100,000.00	\$ 1,878,695.00	\$ 12,750	FRANKFORD TWP
6	\$ 350,000.00	\$ 2,294,753.00	\$ 175,000.00	\$ 2,819,753.00	\$ 16,500	FRANKLIN BORO
7	\$ 890,685.17	\$ 453,681.29	\$ 126,633.54	\$ 1,471,000.00	\$ 4,750	FREDON TWP
8	\$ 400,000.00	\$ 890,706.63	\$ 100,000.00	\$ 1,390,706.63	\$ 2,750	GREEN TWP
9	\$ 448,000.00	\$ 524,977.00	\$ 175,000.00	\$ 1,147,977.00	\$ 11,500	HAMBURG BORO
10	\$ 700,000.00	\$ 1,106,464.72	\$ 101,000.00	\$ 1,907,464.72	\$ 14,750	HAMPTON TWP
11	\$ 1,525,782.00	\$ 2,438,274.97	\$ 370,000.00	\$ 4,334,056.97	\$ 19,250	HARDYSTON TWP
12	\$ 1,650,000.00	\$ 3,130,425.38	\$ 685,809.00	\$ 5,466,234.38	\$ 42,750	HOPATCONG BORO
13	\$ 600,000.00	\$ 732,600.01	\$ 160,000.00	\$ 1,492,600.01	\$ 4,750	LAFAYETTE TWP
14	\$ 340,000.00	\$ 835,821.00	\$ 200,000.00	\$ 1,375,821.00	\$ 13,250	MONTAGUE TWP
15	\$ 721,000.00	\$ 2,476,405.10	\$ 320,000.00	\$ 3,517,405.10	\$ 19,750	TOWN OF NEWTON
16	\$ 32,903.00	\$ 830,447.00	\$ 270,000.00	\$ 1,133,350.00	\$ 11,375	OGDENSBURG BORO
17	\$ 590,112.00	\$ 466,417.12	\$ 125,000.00	\$ 1,181,529.12	\$ 5,000	SANDYSTON TWP
18	\$ 3,700,000.00	\$ 4,936,873.78	\$ 1,008,000.00	\$ 9,644,873.78	\$ 19,000	SPARTA TWP
19	\$ 65,000.00	\$ 1,000,458.34	\$ 157,500.00	\$ 1,222,958.34	\$ 7,250	STANHOPE BORO
20	\$ 682,999.00	\$ 1,273,010.00	\$ 260,000.00	\$ 2,216,009.00	\$ 9,500	STILLWATER TWP
21	\$ 208,050.00	\$ 437,849.00	\$ 75,000.00	\$ 720,899.00	\$ 5,750	SUSSEX BORO
22	\$ 1,622,000.00	\$ 5,832,340.81	\$ 1,220,000.00	\$ 8,674,340.81	\$ 52,750	VERNON TWP
23	\$ 88,670.00	\$ 44,205.00		\$ 132,875.00	\$ 250	WALPACK TWP
24	\$ 751,000.00	\$ 2,092,560.00	\$ 735,000.00	\$ 3,578,560.00	\$ 28,583	WANTAGE TWP
	\$ 18,461,758.75	\$ 37,600,917.64	\$ 7,038,942.54	\$ 63,101,618.93	\$ 327,958	
					\$ 1,326,842	

2007

SPECIAL DISTRICT TAX

Township of Stillwater

Water District #1

Total Levy \$100,460.25

2007 Tax per user household -- flat fee \$ 136.75

Amount approved by the Commissioners \$ 140.00
and voters during the adoption of the
annual budget and election of water
commissioners on 2/24/2007 -- per user household
(Transmission line upgrades)

363 x \$276.75 \$100,460.25

2007 ABSTRACT OF RATABLES COUNTY OF SUSSEX

BREAKDOWN OF GENERAL TAX RATE

	1	2	3	4	5	6	7	8	9	10
Taxing District	COUNTY TAX	LIBRARY TAX	HEALTH SERVICE TAX	COUNTY OPEN SPACE TAX	DISTRICT SCHOOL TAX	REGIONAL SCHOOL TAX	LOCAL SCHOOL TAX	MUNICIPAL PURPOSE TAX	MUNICIPAL OPEN SPACE TAX	GENERAL TAX RATE
1 ANDOVER BORO	0.562	0.048	0.019	0.060	-	1.980	-	0.411	-	3.080
2 ANDOVER TWP	0.473	0.041	0.016	0.050	-	1.599	-	0.710	0.011	2.900
3 BRANCHVILLE BORO	0.285	0.025	0.010	0.032	0.413	0.615	-	-	-	1.380
4 BYRAM TWP	0.725	0.063	0.025	0.077	1.759	0.930	-	1.141	0.020	4.740
5 FRANKFORD TWP	0.627	0.054	0.021	0.067	1.419	1.014	-	0.348	0.030	3.580
6 FRANKLIN BORO	0.681	0.059	0.024	0.072	1.597	0.857	-	1.220	-	4.510
7 FREDON TWP	0.615	0.054	0.022	0.066	1.321	0.912	-	0.469	0.021	3.480
8 GREEN TWP	0.333	0.030	0.012	0.036	1.273	-	-	0.386	0.030	2.100
9 HAMBURG BORO	0.560	0.048	0.019	0.060	1.584	0.657	-	0.708	0.004	3.640
10 HAMPTON TWP	0.646	0.055	0.022	0.069	1.177	1.111	-	0.450	0.010	3.540
11 HARDYSTON TWP	0.647	0.056	0.022	0.069	1.230	0.647	-	0.679	-	3.350
12 HOPATCONG BORO	0.278	0.024	-	0.030	0.928	-	-	0.420	-	1.680
13 LAFAYETTE TWP	0.326	0.029	0.011	0.035	0.768	0.434	-	0.102	0.015	1.720
14 MONTAGUE TWP	0.681	0.059	0.024	0.073	2.241	-	-	0.392	-	3.470
15 TOWN OF NEWTON	0.630	0.055	0.022	0.068	2.670	-	-	1.395	-	4.840
16 LOGDENSBURG BORO	0.655	0.056	0.022	0.070	1.708	0.740	-	1.479	-	4.730
17 SANDYSTON TWP	0.321	0.029	0.012	0.035	-	1.076	-	0.147	-	1.620
18 SPARTA TWP	0.488	-	0.017	0.052	1.757	-	-	0.545	0.011	2.870
19 STANHOPE BORO	0.316	0.028	0.012	0.035	0.798	0.449	-	0.612	-	2.250
20 STILLWATER TWP	0.736	0.063	0.025	0.078	1.339	1.215	-	0.675	0.009	4.140
21 SUSSEX BORO	0.581	0.050	0.020	0.062	-	2.603	-	0.664	-	3.980
22 VERNON TWP	0.670	0.058	-	0.071	2.497	-	-	0.824	-	4.120
23 WALPACK TWP	0.327	0.035	0.014	0.043	-	0.371	-	-	-	0.790
24 WANTAGE TWP	0.301	0.026	0.010	0.032	-	1.311	-	0.159	0.021	1.860

$A \frac{R}{V}$ = True Market Value
(Assessment Ratio)

SUSSEX COUNTY TAX RATES FOR 2007

MUNICIPALITY	2007 RATIO	2007 TAX RATE	2006 TAX RATE	DIFF.
ANDOVER BORO	59.34	3.08	3.27	-19
ANDOVER TWP	70.58	2.90	2.81	+09
BRANCHVILLE BORO	105.07	1.38	1.25	+13
BYRAM TWP	45.88	4.74	4.56	+18
FRANKFORD TWP	52.99	3.58	3.44	+14
FRANKLIN BORO	48.94	4.51	4.23	+28
FREDON TWP	54.13	3.48	3.27	+21
GREEN TWP	100.10	2.10	2.02	+08
HAMBURG BORO	59.44	3.64	3.43	+21
HAMPTON TWP	51.59	3.54	3.43	+11
HARDYSTON TWP	51.33	3.35	3.35	No Chg.
HOPATCONG BORO	@ 119.78	1.68	3.83	-2.15
LAFAYETTE TWP	102.70	1.72	1.60	+12
MONTAGUE TWP	48.83	3.47	3.32	+15
TOWN OF NEWTON	53.04	4.84	4.58	+26
OGDENSBURG BORO	51.19	4.73	4.50	+23
SANDYSTON TWP	@ 104.08	1.62	3.03	-1.48
SPARTA TWP	68.29	2.87	2.78	+09
STANHOPE BORO	106.19	2.25	2.11	+14
STILLWATER TWP	45.16	4.14	3.98	+16
SUSSEX BORO	57.41	3.98	3.84	+14
VERNON TWP	49.55	4.12	3.92	+20
WALPACK TWP	95.42	.79	1.01	-.22
WANTAGE TWP	110.28	1.86	1.74	+12

@ DENOTES REVALUED OR REASSESSED DISTRICT

CALENDAR YEAR REQUIREMENTS

ANDOVER REGIONAL SCHOOL DISTRICT

Andover Borough
 Andover Township
 Total

\$ 903,023.85
 \$ 9,868,316.26
 \$10,771,340.11

LEMAPE VALLEY REGIONAL SCHOOL DISTRICT

Byram Township
 Stanhope Borough
 Sub-Total
 Netcong Borough (Morris Co.)
 Total

\$ 4,924,988.40
 \$ 1,939,971.98
 \$ 6,864,960.38
 \$ 1,606,516.12
 \$ 8,471,476.50

HIGH POINT REGIONAL SCHOOL DISTRICT

Branchville Borough
 Frankford Township
 Lafayette Township
 Sussex Borough
 Wantage Township
 Total

\$ 990,511.62
 \$ 4,421,341.88
 \$ 2,047,863.06
 \$ 737,990.62
 \$ 6,440,941.32

SANDYSTON-WALPACK CONSOLIDATED SCHOOL DISTRICT

Sandyston Township
 Walpack Township
 Total

\$ 1,531,520.05
 \$ - 17,507.46***
 \$ 1,514,012.59

SUSSEX-WANTAGE REGIONAL SCHOOL DISTRICT

KITTATIMNY REGIONAL SCHOOL DISTRICT

Fredon Township
 Hampton Township
 Sandyston Township
 Stillwater Township
 Walpack Township
 Total

\$14,638,648.50
 \$ 2,541,606.62
 \$ 4,270,520.50
 \$ 1,379,445.97
 \$ 3,004,905.36
 \$ 8,858.90
 \$11,205,337.35

Sussex Borough
 Wantage Township
 Total

\$ 1,341,251.96
 \$ 12,256,688.54
 \$ 13,597,940.50

BRANCHVILLE SCHOOL DISTRICT

Branchville School
 Branchville Mun. Budget
 School Tax Levy

\$ 664,504.00
 \$ - 275,000.00 ***
 \$ 389,504.00

WALKILL VALLEY REGIONAL SCHOOL DISTRICT

Franklin Borough
 Hamburg Borough
 Hardyston Township
 Ogdensburg Borough
 Total


\$ 2,081,207.78
 \$ 1,370,637.58
 \$ 4,153,528.23
 \$ 866,207.82
 \$ 8,471,581.41

** Adjusted pursuant to Statute RS 40:48-17.1 & 17.3

2007 ABSTRACT OF RATABLES COUNTY OF SUSSEX

CERTIFICATION

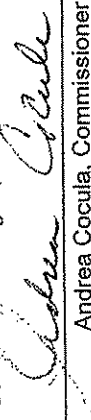
TOTAL AMOUNT OF MISCELLANEOUS REVENUES (INCLUDING SURPLUS REVENUES APPROPRIATED) FOR THE SUPPORT OF THE COUNTY BUDGET	\$32,441,460.73
RATE PER \$100 TO BE APPLIED TO COL. 11 FOR APPORTIONMENT OF COUNTY TAXES	0.33179862
NET COUNTY TAXES APPORTIONED (12.A.III)	65,685,231.00
* ADJUSTMENTS (NET TOTAL - 12.A.II)	106,871.76
TOTAL COUNTY TAXES APPORTIONED (INCLUDING ADJUSTMENTS - TOTAL 12.A.I)	65,792,102.76
* - NET OVERPAYMENTS ARE ADDED TO THE NET TAXES APPORTIONED NET UNDERPAYMENTS ARE DEDUCTED FROM THE NET TAXES APPORTIONED	
RATE PER \$100 TO BE APPLIED TO COL. 11 FOR APPORTIONMENT OF LIBRARY TAXES	0.02828702
RATE PER \$100 TO BE APPLIED TO COL. 11 FOR APPORTIONMENT OF HEALTH SERVICE	0.01094148
RATE PER \$100 TO BE APPLIED TO COL. 11 FOR APPORTIONMENT OF CTY OPEN SPACE TAXES	0.03505129


ATTEST: 
Carol Dennis, Tax Administrator


SUSSEX COUNTY BOARD OF TAXATION


John Fierro, President


Constance Flanagan, Vice President


Andrea Cocula, Commissioner


Nancy McCabe, Commissioner


James Cerra, Esq., Commissioner

I hereby certify this to be a true copy of the Abstract of Ratables and Exemptions for the County of SUSSEX, State of New Jersey for the year 2007 filed with me by the SUSSEX County Board of Taxation


Bernard Re, County Treasurer

SUSSEX COUNTY TAX ASSESSORS

ANDOVER BOROUGH Joe Ferraris	PO Box 630 Andover, NJ 07821	LAFAYETTE TOWNSHIP Maureen Kaman	PO Box 285 Lafayette, NJ 07848
ANDOVER TOWNSHIP Morris M. Perugini	134 Newton-Sparta Rd. Newton, NJ 07860	MONTAGUE TOWNSHIP Ben Murdoch	277 Clove Rd. Montague, NJ 07827
BRANCHVILLE BOROUGH Kathleen Kieb	PO Box 840 Branchville, NJ 07826	TOWN OF NEWTON Scott Holzhauser	39 Trinity St Newton, NJ 07860
BYRAM TOWNSHIP Penny Holenstein	10 Mansfield Dr. Stanhope, NJ 07874	OGDENSBURG BOROUGH Kathleen Kieb	14 Highland Ave. Ogdensburg, NJ 07439
FRANKFORD TOWNSHIP John Dyksen	PO Box 179 Augusta, NJ 07822	SANDYSTON TOWNSHIP Robert W. Pastor	133 Rt. 645 Branchville, NJ 07826
FRANKLIN BOROUGH Scott Holzhauser	46 Main St Franklin, NJ 07416	SPARTA TOWNSHIP Joe Ferraris	65 Main St Sparta, NJ 07871
FREDON TOWNSHIP Donald Dekorte	443 Rt. 94 Newton, NJ 07860	STANHOPE BOROUGH Maureen Kaman	77 Main St Stanhope, NJ 07874
GREEN TOWNSHIP Penny Holenstein	PO Box 65 Tranquility, NJ 07879	STILLWATER TOWNSHIP David Poe	964 Stillwater Rd. Newton, NJ 07860
HAMBURG BOROUGH John Dyksen	6 Wallkill Ave. Hamburg, NJ 07419	SUSSEX BOROUGH John Dyksen	2 Main St Sussex, NJ 07461
HAMPTON TOWNSHIP John Dyksen	1 Municipal Complex Rd. Newton, NJ 07860	VERNON TOWNSHIP Lynne Schweighardt	PO Box 340 Vernon, NJ 07462
HARDYSTON TOWNSHIP Scott Holzhauser	149 Wheatsworth Rd. Hardyston, NJ 07419	WALPACK TOWNSHIP John Dyksen	PO Box 179 Augusta, NJ 07822
HOPATCONG BOROUGH Therese Auriemma	111 River Styx Rd. Hopatcong, NJ 07843	WANTAGE TOWNSHIP Melissa Rockwell	888 Rt. 23 Wantage, NJ 07461